



Features

- Optimized for video over VDSL2 applications
- Superior handling of ring currents up to 450 mA
- Service interoperability and compatibility
- Meets requirements of ITU G.993.2
- UL Listed per UL 1863
- Optional Insulation Displacement Connectors (IDC)
- Multiple “Home Run” connections

361xV2 Series VDSL2 POTS Splitters

Bourns® 361xV2 Series products are high quality VDSL2 POTS splitters designed to fit industry-standard Network Interface Devices (NIDs). The new POTS splitters are optimized for high bit-rate video over VDSL2 applications. The products are ANSI T1.413 compliant and meet the requirements of ITU G.993.2 and can be used with VDSL and VDSL2. The 361xV2 POTS splitters accept the incoming combined voice & data service, filter off the voice (POTS) channel and provide a connection point for the DSL data services (ADSLx modem). In the event of power loss, the passive filter design allows for lifeline POTS service.

Bourns offers the VDSL POTS splitter in three industry standard footprints (binding post, snap in and bus mount) as well as an IDC version, which occupy only a single space in the NID. Fitted with screw terminals and flying leads, the 361xV2 units can be installed in minutes. When combined with a Bourns® MSP® Multi-Stage Protector, Sealed Switching Jack, and optional IDC expansion bridge, a complete VDSL2 solutions package is provided for the customer premises.

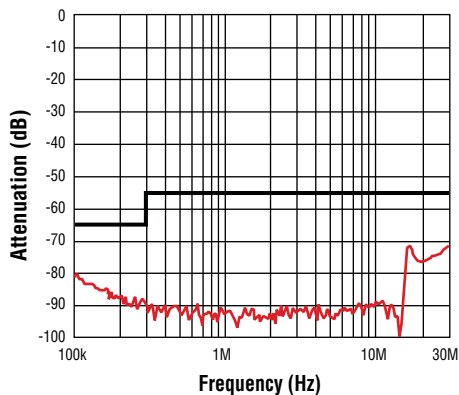
Characteristics

DC Loop Current	0-100 mA
DC Loop Voltage	0 to -60 V
DC Resistance.....	≤25 ohms
Insertion Loss (Voice Band).....	<1.0 dB
Attenuation Distortion (Voice Band).....	< ±0.5 dB
Delay Distortion (Voice Band).....	<200 μs
Return Loss (Voice Band).....	8 dB ERL; 5 dB SRL-Low; 5 dB SRL-High
Longitudinal Balance, Two Port Technique, POTS to Line Port (U-R); Line Port to POTS	>58 dB @ 0.2 to 1 kHz >53 dB @ 3 kHz
VDSL Band Attenuation.....	>65 dB @30 kHz – 30 MHz
Tip to Ring Capacitance (POTS Port)	<115 nF
Input Impedance (Loading the VDSL Band).....	<0.25 dB 30 kHz – 30 MHz
Storage and Operating Temperature	-55 to +85 °C

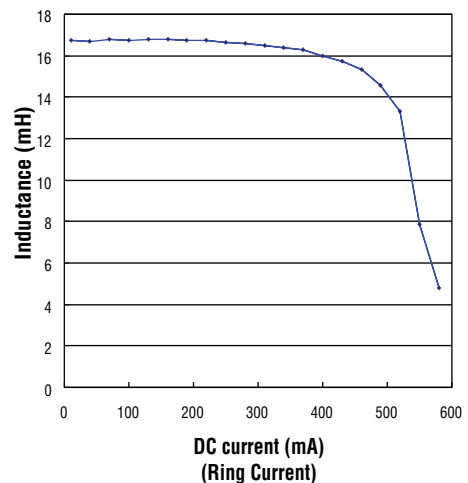
How To Order

Stud Mount	Part #3610V2
Stud Mount w/IDC	Part #3610V2-IDC
Press Mount	Part #3611V2
Bus Mount	Part #3612V2

Band Attenuation



DC Bias Characteristics (Ring Current)



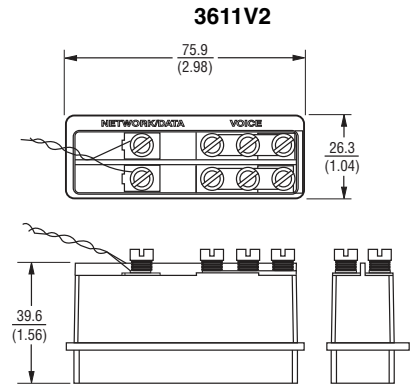
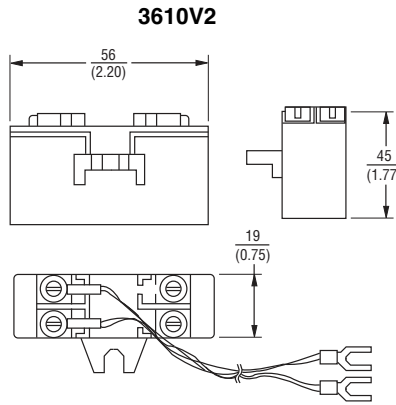
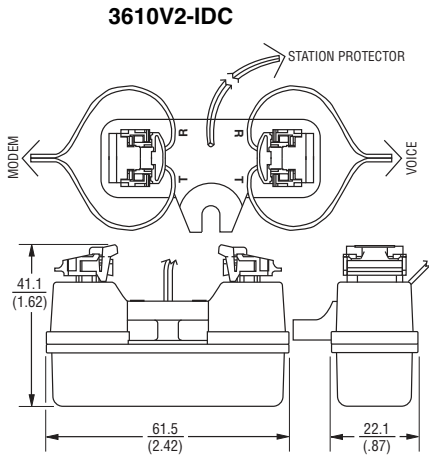
“Bourns” and “MSP” are registered trademarks of Bourns, Inc.
Specifications are subject to change without notice.

The device characteristics and parameters in this data sheet can and do vary in different applications and actual device performance may vary over time. Users should verify actual device performance in their specific applications.

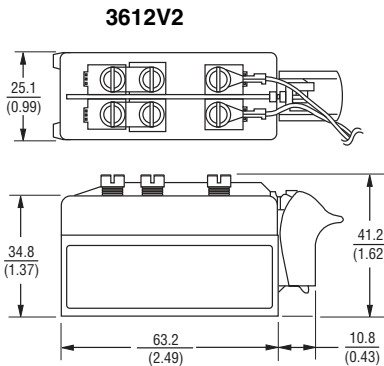
361xV2 Series VDSL2 POTS Splitters

BOURNS®

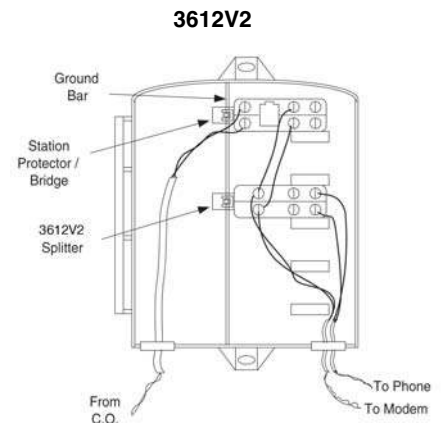
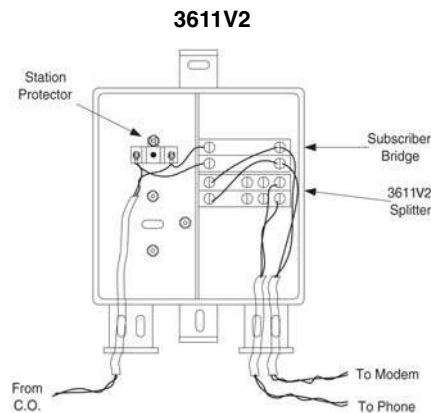
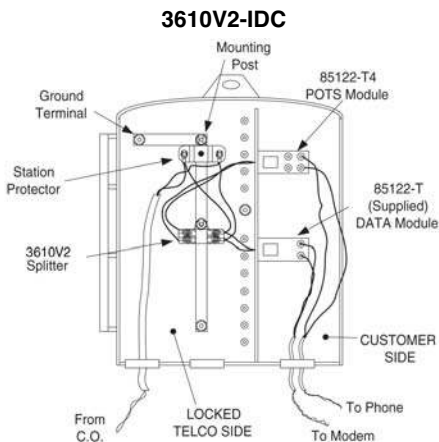
Product Dimensions



DIMENSIONS: MILLIMETERS
(INCHES)



Installation Diagrams



REV. B 04/15

Specifications are subject to change without notice.
The device characteristics and parameters in this data sheet can and do vary in different applications and actual device performance may vary over time.
Users should verify actual device performance in their specific applications.