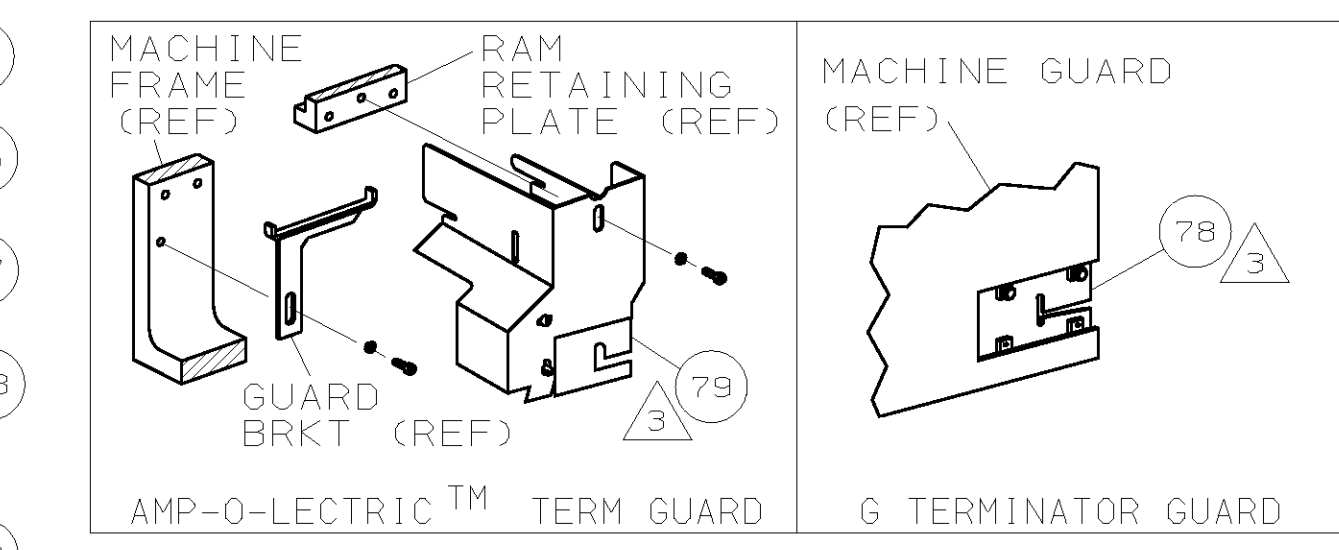
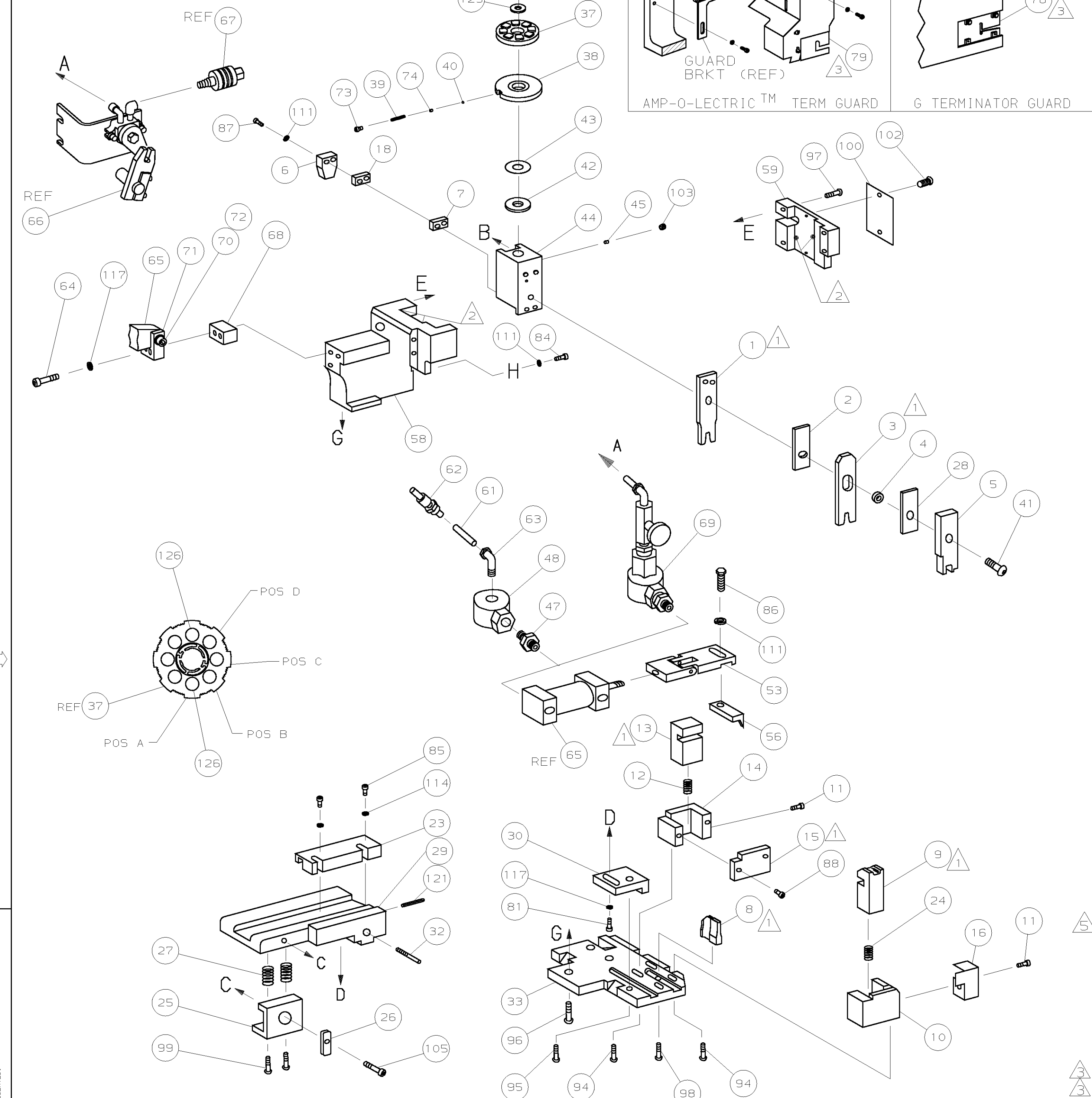


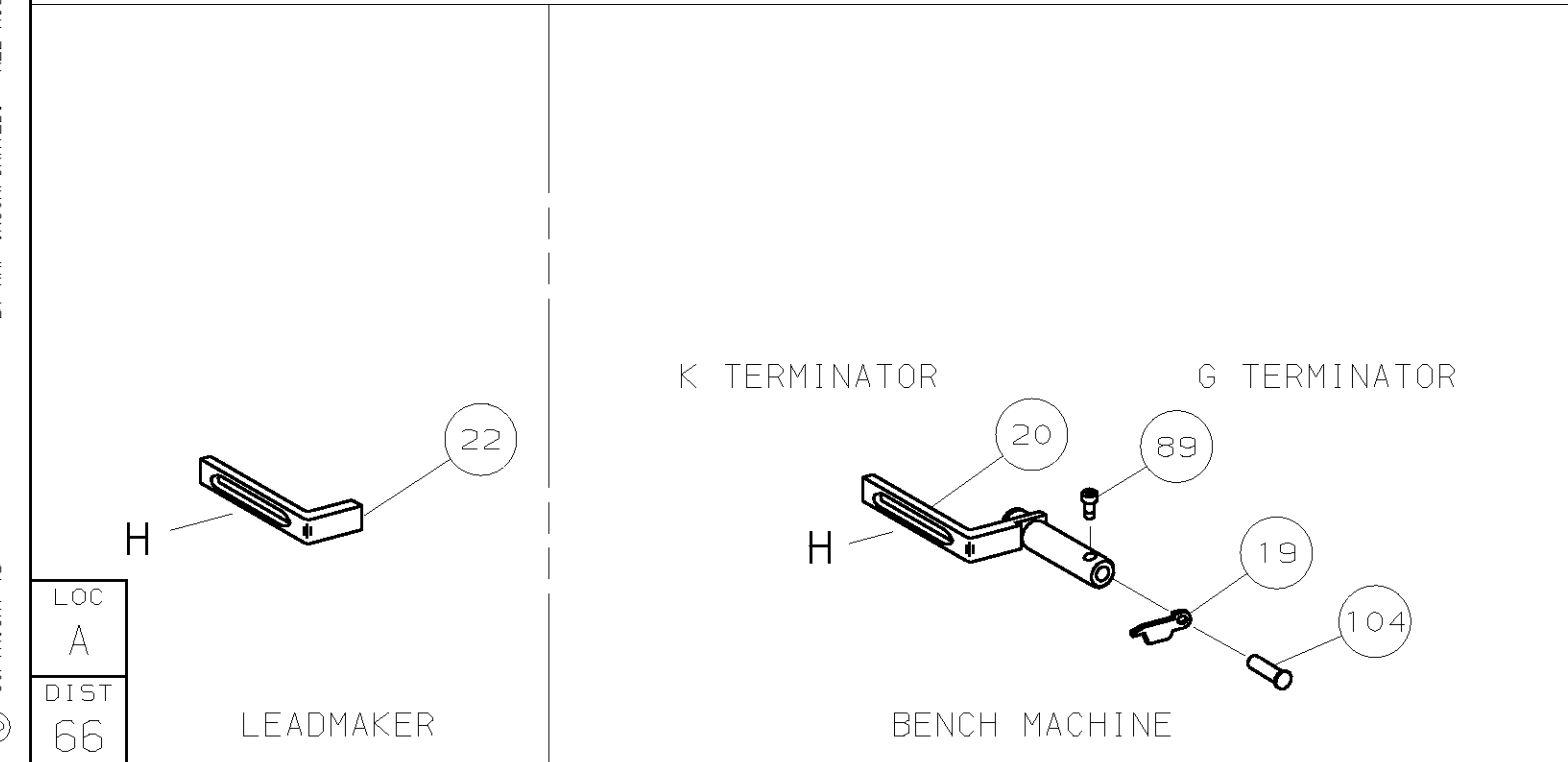
PART NUMBER	REV	FIRST USED
680650-1	A	122500-1
680650-2	A	565435-5
680650-3	A	354500-1



TERMINAL NAME: TERMINAL, BLADE		286734		CRIMP DATA (NON-AMP TERMINAL-CUST SPEC)	
AMP	MFG	PAD LTR	CRIMP HEIGHT	WIRE SIZE	
286734	08917863	A	.051 ±.002 [1.30 ±0.05mm]	18	
		B	NOT	USED	
		C	NOT	USED	
		D	NOT	USED	
CRIMP	SIZE	TYPE	RANGE		
WIRE	.090 [2.29mm]	F	18		
INSUL	.110 [2.79mm]	F	18		
WIRE STRIP LENGTH	TERM APPL SPEC	FEED	APPL INSTRUCTION	SET UP GAGE	LAYOUT
.203-.234	NONE	1.375	408-8040	458637-1	L2089

QTY	REQD PER ASSY	U/M	DWG SIZE	PART NO	DESCRIPTION	ITEM NO	
129						129	
128						128	
127						127	
2	2	2	-	C	3-354779-2	PIN, WIRE DISC (.3150)A	126
1	1	1	-	A	986950-1	WASHER, FLAT PRECISION	125
1	1	1	-	A	217238-1	GENERAL INSTRUCTION PACKAGE	124
1	1	1	-	-	4088040	SF APPL INST 408-8040	123
							122
1	1	1	-	A	4-21028-0	PIN, SLT SPR(φ.093x.75)ST 6DE PL	121
							120
							119
3	3	3	-	A	21024-5	WASHER, LOCK (#10)ADJ BLOCK	118
							117
							116
2	2	2	-	A	21024-2	WASHER, LOCK (#4)FRONT STP GUIDE	115
							114
							113
4	4	4	-	A	21024-4	WASHER, LOCK (#8) STRIPPER	111
							110
							109
1	1	1	-	A	21018-5	NUT, HEX (NO. 6) HOLDDOWN	108
							107
							106
1	1	1	-	A	22353-8	SCR, SHLD (φ.187x.25)DRAG LEVER	105
1	1	-	-	A	992031-1	PIN, CLEVIS	104
1	1	1	-	A	21009-2	SCR, SKT 5ET (1/4-20x.25 LW)RAM	103
2	2	2	-	A	21017-2	SCR, DRIVE (#2x.19) ID PLATE	102
							101
1	1	1	-	B	461264-1	PLATE, IDENTIFICATION	100
2	2	2	-	A	3-21002-0	SCR, BHC (10-32x.88)DRAG	99
1	1	1	-	A	22733-8	SCR, BHC (8-32x.38 LW)ANVIL	98
4	4	4	-	A	2-21002-9	SCR, BHC (10-32x.75)CAP	97
3	3	3	-	A	2-22733-8	SCR, BHC (1/4-20x.62)H5G	96
1	1	1	-	A	2-21002-7	SCR, BHC (10-32x.50)5G ADJ BLK	95
4	4	4	-	A	2-21002-2	SCR, BHC (8-32x.50) TERM H DWN	94
							93
							92
							91
							90
1	1	-	-	A	7-21000-9	SCR, SHC (4-40x.19)STRIPPER	89
2	2	2	-	A	1-21000-8	SCR, SHC (6-32x.25)R SHEAR PLATE	88
2	2	2	-	A	3-21000-2	SCR, SHC (8-32x1.09)DEP-HOLD	87
1	1	1	-	A	2-22603-1	SCR, HEX HD (8-32x.38)FEED FINGER	86
2	2	2	-	A	1-21000-3	SCR, SHC (4-40x.38)F ST GUIDE	85
1	1	1	-	A	2-21000-7	SCR, SHC (8-32x.50)STRIPPER	84
							83
							82
1	1	1	-	A	3-21000-4	SCR, SHC (10-32x.38)5G ADJ BL	81
							80
-	1	-	-	B	462992-7	GUARD ASSY	79
REF	-	-	-	B	679532-1	INSERT, GUARD	78
							77
							76
							75
1	1	1	-	A	690603-1	SPRING, ASSIST	74
1	1	1	-	A	23030-1	SCR, SHC (6-32x.25 SL) INS DISC	73
1	1	1	-	A	4-21002-8	SCR, BHC (3/8x1.00)FEED MT	72
1	1	1	-	B	459610-3	MOUNT, FEED BRACKET	71
-3	-2	-1	U/M	DWG SIZE	PART NO	DESCRIPTION	ITEM NO

- 1 RECOMMENDED SPARE PARTS.
- 2 GREASE LIGHTLY.
- 3 GUARD MUST BE IN PLACE WHEN OPERATING APPLICATOR IN A BENCH MACHINE.
- 4 SEE DRAWING FOR COMPONENTS
- 5 CUT TO LENGTH AT ASSY.
- 6 INSULATION RANGE TO BE DETERMINED AT SET UP.
- 7. FEED OFF OF TERMINAL, NOT HOLES IN THE CARRIER STRIP.



QTY	REQD PER ASSY	U/M	DWG SIZE	PART NO	DESCRIPTION	ITEM NO	
-1					LEADMAKER	AIRFEED	
-2					BENCH MODEL K	AIRFEED	
-3					BENCH MODEL G	AIRFEED	
1	1	1	-	A	21024-8	WASHER, LOCK (3/8)FEED BRKT	70
-	1	-	-	C	692655-5	AIR FEED VALVE ASSY	69
1	1	1	-	A	461690-3	SPACER, AIR FEED	68
-	REF	-	-	A	24042-2	VALVE, SHUT OFF	67
-	REF	-	-	C	692655-6	AIR FEED VALVE ASSY	66
1	1	1	-	B	461065-2	AIR FEED ASSY (2 INCH)	65
2	2	2	-	A	4-21000-3	SCR, SHC (10-32x2.00)AIR ASSY	64
1	-	1	-	A	980285-2	ELBOW, SWIVEL 1/8 NPT - 1/4 T	63
1	-	1	-	A	23238-1	QUICK DISCONNECT	62
21.00	-	21.00	IN	A	27319-4	TUBING, POLY-FLO φ.25	61
							60
1	1	1	-	C	454220-1	CAP, RAM	59
1	1	1	-	D	454485-1	HOUSING	58
							57
1	1	1	-	B	3-694433-0	PAWL, FEED	56
							55
							54
1	1	1	-	B	461062-1	FEED FINGER ASSY	53
							52
							51
							50
							49
1	-	1	-	A	22374-7	VALVE, QUICK EXHAUST	48
1	-	1	-	A	22304-1	NIPPLE, HEX 1/8 NPT	47
							46
1	1	1	-	A	690191-1	PLUG, NYLON	45
1	1	1	-	C	455673-1	RAM	44
1	1	1	-	A	690125-1	WASHER, LAMINATED	43
1	1	1	-	A	690124-1	WASHER, RAM	42
1	1	1	-	A	690686-1	BOLT, CRIMPER (5/16x1.00)	41
1	1	1	-	A	23241-6	BALL, STEEL	40
1	1	1	-	A	690170-1	SPRING, COMPRESSION	39
1	1	1	-	C	690142-1	DISC, INSULATION	38
1	1	1	-	D	354777-1	WIRE DISC, PLASTIC	37
1	1	1	-	A	22480-5	WASHER, SPRING	36
1	1	1	-	B	690212-1	POST, RAM	35
							34
1	1	1	-	D	455675-9	PLATE, BASE	33
1	1	1	-	A	690432-3	SCREW, ADJUSTMENT	32
							31
1	1	1	-	B	455689-1	BLOCK, STRIP GUIDE ADJ	30
1	1	1	-	C	843869-1	STRIP GUIDE PLATE ASSY	29
1	1	1	-	C	1-455888-5	SPACER, FRONT SHEAR DEP	28
2	2	2	-	A	1-22284-0	SPRING, DRAG	27
1	1	1	-	B	240793-1	LEVER, DRAG RELEASE	26
1	1	1	-	B	240792-1	DRAG, TERMINAL	25
1	1	1	-	A	6-22279-4	SPRING, COMP	24
1	1	1	-	A	1-679651-5	GUIDE, STRIP (FRONT)	23
-	-	-	-	B	690472-2	STRIPPER	22
							21
1	1	-	-	A	679218-1	STRIPPER WIRE STOP ASSY	20
1	1	-	-	B	458949-1	STRIPPER	19
1	1	1	-	C	6-240641-9	SPACER, DEPRESSOR (REAR)	18
							17
1	1	1	-	B	318563-1	GUARD, CHIP, FRONT	16
1	1	1	-	B	690464-1	PLATE, SHEAR (REAR)	15
1	1	1	-	B	690462-1	HOLDER, SHEAR (REAR)	14
1	1	1	-	C	690463-1	SHEAR, FLOAT (REAR)	13
1	1	1	-	A	5-22280-0	SPRING, SHEAR	12
2	2	2	-	B	690461-1	STOP, SHEAR	11
1	1	1	-	C	468798-1	HOLDER, SHEAR (FRONT)	10
1	1	1	-	C	462006-3	SHEAR, FLOAT (FRONT)	9
1	1	1	-	C	2-662187-5	ANVIL	8
1	1	1	-	C	2-240641-6	SPACER, DEPRESSOR (REAR)	7
1	1	1	-	A	690468-1	DEPRESSOR, SHEAR (REAR)	6
1	1	1	-	C	1-455889-4	DEPRESSOR, SHEAR (FRONT)	5
1	1	1	-	B	238011-2	SPACER, BLOCK CRIMPER	4
1	1	1	-	C	1-456134-5	CRIMPER, INSULATION	3
1	1	1	-	C	1-455888-6	SPACER, CRIMPER	2
1	1	1	-	C	4-456406-4	CRIMPER, WIRE	1

QTY	REQD PER ASSY	U/M	DWG SIZE	PART NO	DESCRIPTION	ITEM NO	
-3	-2	-1	U/M	DWG SIZE	PART NO	DESCRIPTION	ITEM NO
REVISION OF EACH ASSY NO (WHEN BLANK, USE DWG REVISION)							
DIMENSIONS IN INCHES. DO NOT SCALE PRINT. TOLERANCES UNLESS OTHERWISE SPECIFIED:				MATERIAL			
2 PLC DEC ±.02				HT TR			
3 PLC DEC ±.				FIN			
4 PLC DEC ±.				APPROVALS			
ANGLES ±.				DR W. HOOVER 24 JUN 98 APP T. ELBIN 24 JUN 98			
SURF TEXTURE: ✓				CHK 24 JUN 98 REL C. ERISMAN			
REMOVE BURRS, BREAK SHARP EDGES R.015 MAX				NAME			
SCALE				SIDE FEED HDM APPLICATOR			
DWG NO				MACHINE REF			
680650				MINI APPL			
SHEET 1 OF 1				REV A1			

THIS DRAWING IS A CONTROLLED DOCUMENT.

THIS DRAWING IS UNRELEASED. RELEASED FOR PUBLICATION BY AMP INCORPORATED. ALL RIGHTS RESERVED. © COPYRIGHT 19