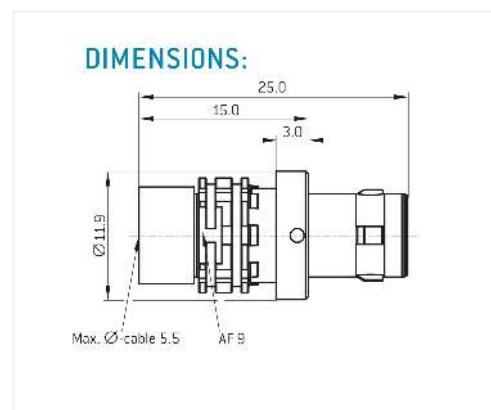




General information

| | |
|-------------------|---------------------|
| Part number | A10YDR-P07XCD0-0000 |
| Termination | solder |
| Size | 0 |
| Locking principle | break |
| Coding | d_key_amc |
| Cable Diameter | cable_amc_0 |
| Cable outlet | overmolding |



Contact insert description

| | |
|----------------------|--------|
| Number of contacts | 7 |
| Contact type | pins |
| Contact diameter | 05mm |
| Insulator material | peek |
| Wire cross section | 26_awg |
| Termination | solder |
| Termination diameter | 065mm |

reverse_gender_on_request

Technical information

| | | |
|--------------------------------|----------|---------------|
| Nominal current single contact | 05_a | iec_60512_5_2 |
| Nominal current insert | 3.25 A | vde_0298_4 |
| Test voltage | 09_kv_ac | eia_364_20f |

safety_text

Mechanical and environmental data

| | |
|-----------------------|--------------|
| Degree of protection* | ipsk8_ip6k9k |
| Operating temperature | 51_125_c |
| Mating cycles | 5000 |

mated

Material and surface treatments

| | |
|---------|---------------|
| Housing | ruthenium |
| Contact | cu_alloy_gold |

safety_text_2
ul_text
illustrative_text