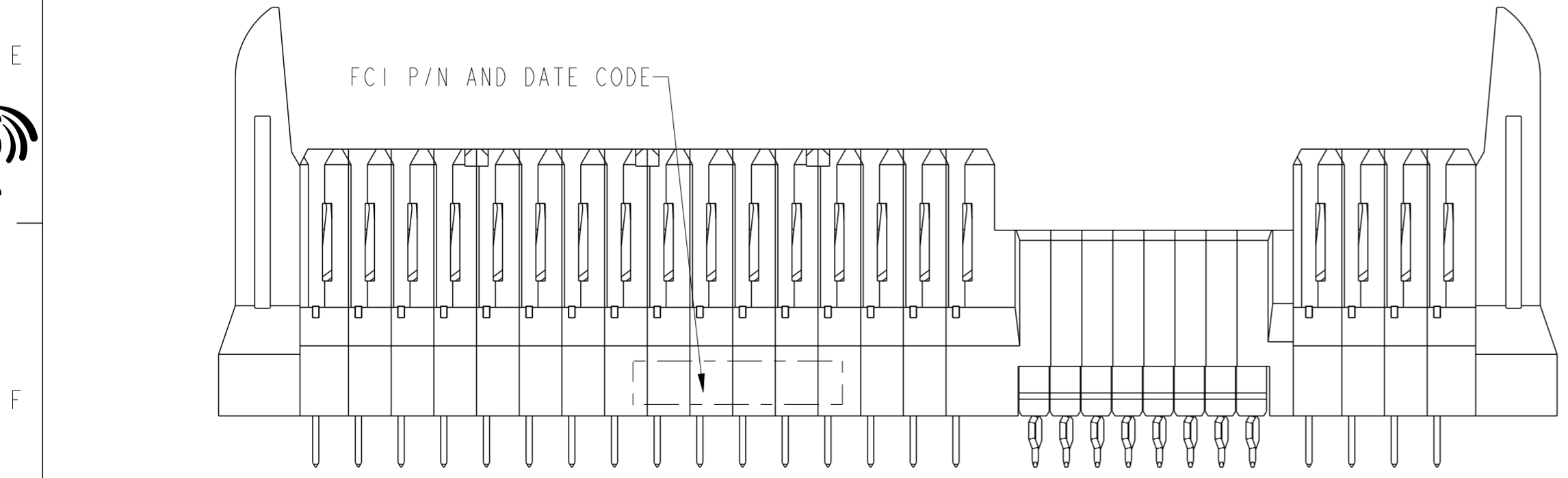
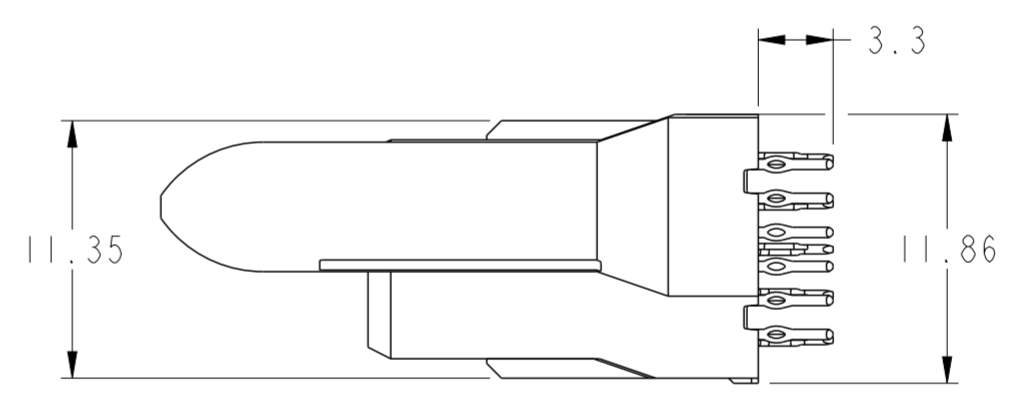
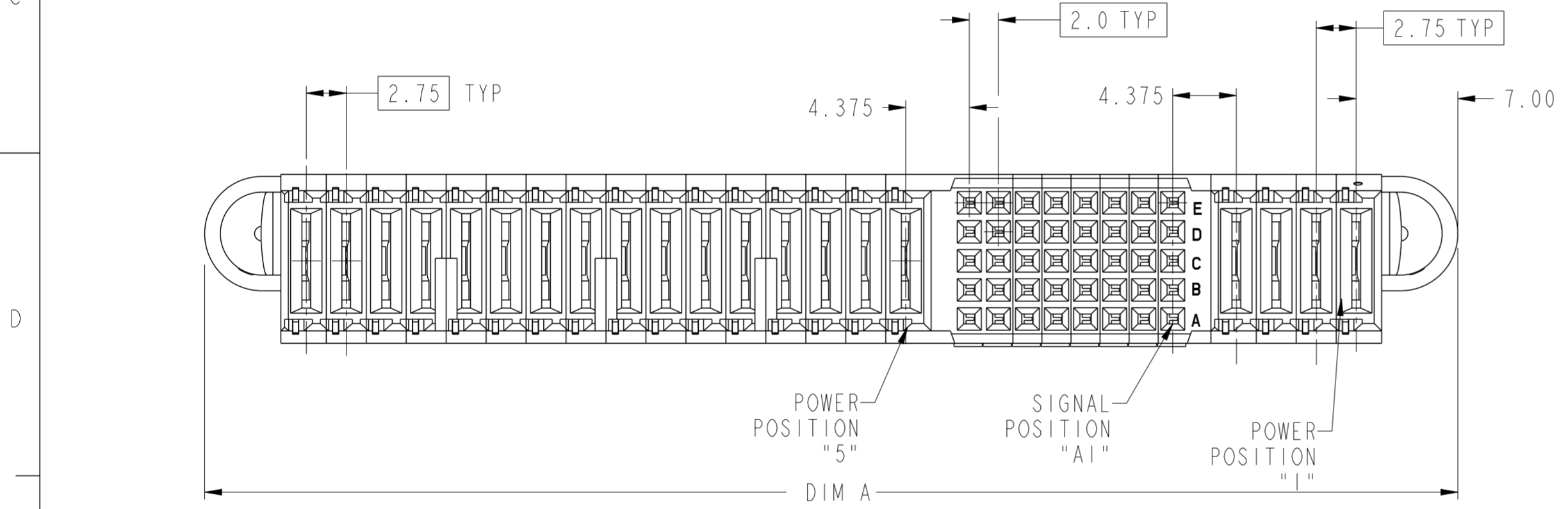
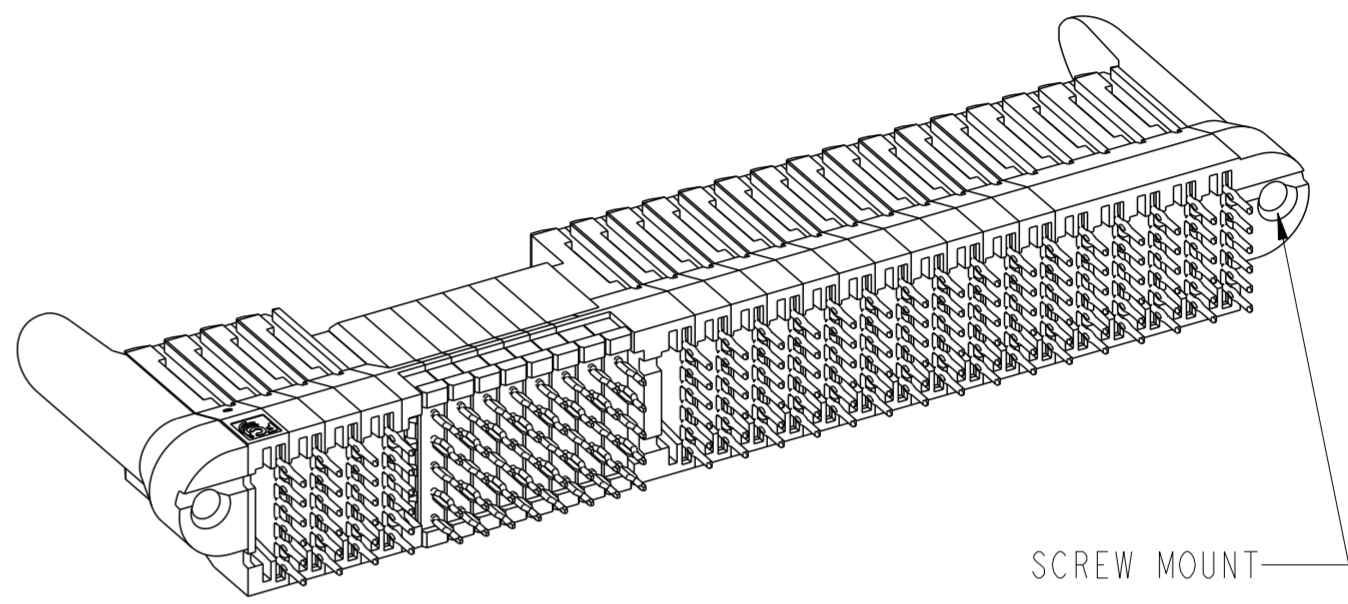
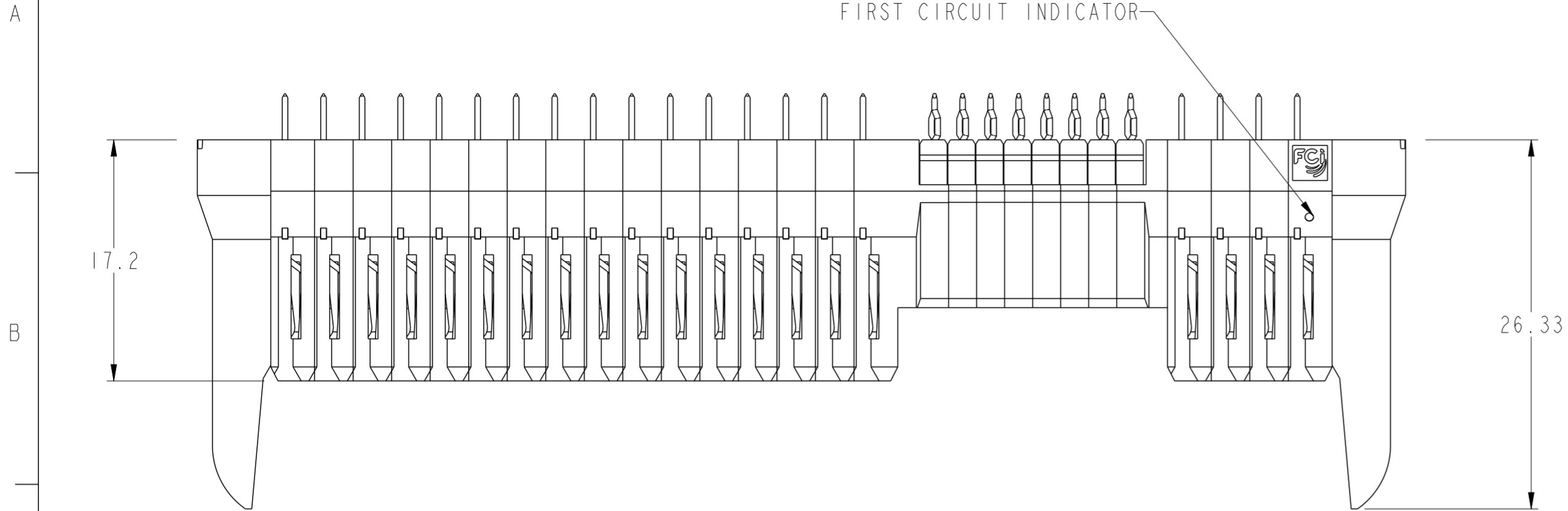


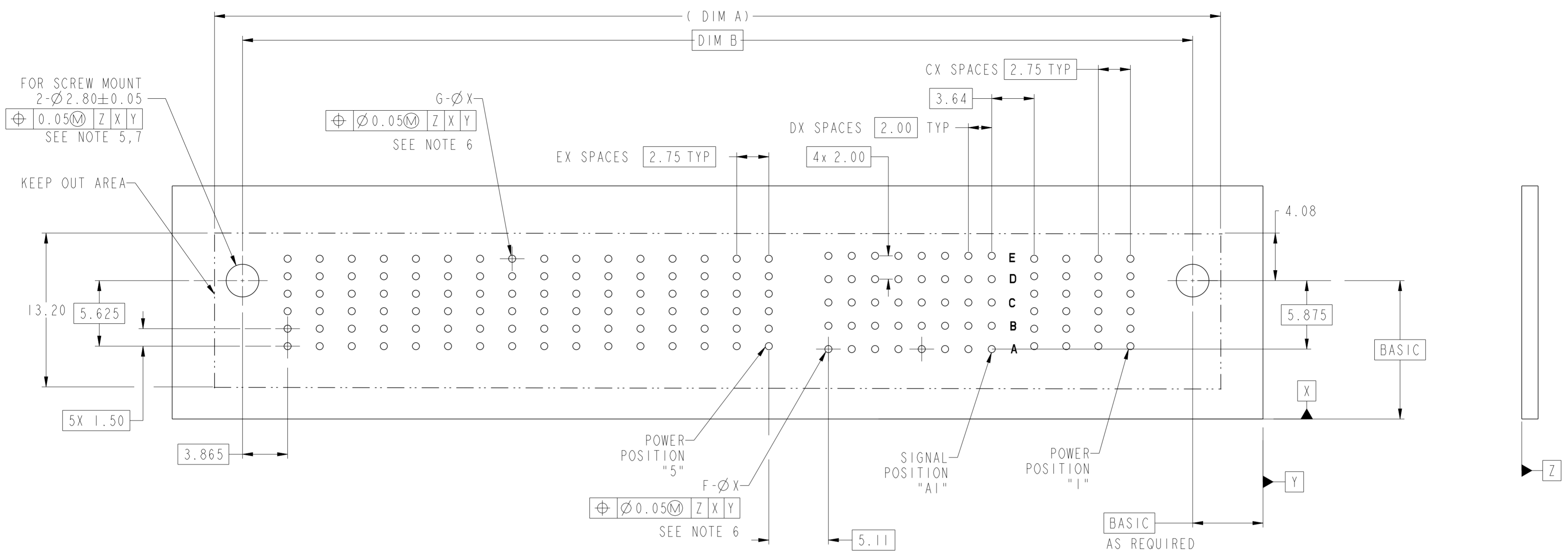
PART NUMBER	CONFIGURATION	DIM "A"	DIM "B"	"C" SPACES	"D" SPACES	"E" SPACES	"F" QTY.	"G" QTY.
10130989-001LF	4P+40S+16P	86.24	81.45	3	7	15	40	120



10121382-001 AS SHOWN

spec ref	SEE NOTES	dr	Eddy Zeng	2014/07/17	projection	MM	size	A2	scale	3:1	
tolerance std	ASME Y14.5	eng	Eddy Zeng	2014/09/04			ecn no	-	rel level	Released	
	TOLERANCES UNLESS OTHERWISE SPECIFIED	chr	Li-He	2014/09/04			product family	PwrLoPro			
surface	linear	appr	Pei-Ming Zheng	2014/09/04			cat. no.	10130989	sheet 1 of 2	rev	A
	angular	www.fci.com		PWR LP RECEPTACLE ASSEMBLY VERTICAL, PASSIVE GUIDE(P+S+P)		Product - Customer Drw		STATUS:Released		Printed: Sep 05, 2014	

Copyright FCI.



RECOMMENDED PRINTED CIRCUIT BOARD LAYOUT SEE NOTE 4
 (AS VIEWED FROM COMPONENT SIDE)
 SCALE 4:1

NOTES:

1. HOUSING MATERIAL: GF LCP, COLOR: BLACK, UL 94 V-0 RATED
 SIGNAL CONTACT MATERIAL: PHOSPHOR BRONZE
 SIGNAL PIN OVERMOLD MATERIAL: GF POLYESTER
 POWER CONTACT MATERIAL: COPPER ALLOY
2. PLATING ON SIGNAL CONTACTS: 1.27µm MIN Ni UNDERPLATING ALL OVER
 WITH 0.76µm MIN GXT IN CONTACT MATING AREA, AND
 0.5µm MIN MATTE TIN ON TAIL AREA.

 PLATING ON POWER CONTACTS: 1.27µm MIN Ni UNDERPLATING ALL OVER
 WITH 0.76µm MIN GXT IN CONTACT MATING AREA, AND
 0.5µm MIN MATTE TIN ON TAIL AREA.
3. LUBRICATION: LUBRICATE ON CONTACT AREA.
4. RECOMMENDED PCB THICKNESS IS:
 FOR PRESS FIT APPLICATION: 1.4mm MIN
 FOR SOLDER APPLICATION: 1.40mm THROUGH 2.62mm.
5. FOR SCREW MOUNT APPLICATIONS, A DELTA PT25 SELF TAPPING SCREW
 IS RECOMMENDED (SUPPLIED BY CUSTOMER).
6. FOR PRESS FIT Ø0.61mm, FOR SOLDER Ø0.90mm.
7. UNPLATED HOLES.
8. PRODUCT SPECIFICATION GS-12-1064
 APPLICATION SPECIFICATION: GS-20-0362

spec ref	SEE NOTES	dr	Eddy Zeng	2014/07/17	projection	MM	size	A2	scale	3:1			
tolerance std	TOLERANCES UNLESS OTHERWISE SPECIFIED	eng	Eddy Zeng	2014/09/04			ecn no	-	rel level	Released			
ASME Y14.5		chr	Li-He	2014/09/04									
-		appr	Pai-Ming Zheng	2014/09/04									
surface	linear	0.X	±0.30		product family PwrLoPro	title PWR LP RECEPTACLE ASSEMBLY VERTICAL, PASSIVE GUIDE(P+S+P)	dwg no 10130989	rev A	ASME Y14.5 angular 0° ±2°	www.fci.com	cat. no.	Product - Customer Drw	sheet 2 of 2
		0.XX	±0.20										
		0.XXX	±0.10										