


Data sheet | Item number: 859-359

Relay module; Nominal input voltage: 230 VAC; 1 changeover contact; with gold contacts; Red status indicator; Module width: 6 mm; 2,50 mm²; gray


www.wago.com/859-359



Subject to changes. Please also observe the further product documentation!

WAGO GmbH & Co. KG
Hansastr. 27
32423 Minden
Phone: +49571 887-0 | Fax: +49571 887-169
Email: info.de@wago.com | Web: www.wago.com

Do you have any questions about our products?
We are always happy to take your call at +49 (571) 887-44222.



Data Notes

Note

- To prevent damaging the gold layer, 30 V switching voltages and 50 mA currents must not be exceeded. Higher switching power eventually evaporates the gold layer. The resulting deposits in the housing may reduce service life.
- To protect the relay coils and contacts, inductive loads must be dampened with an effective protection circuit.

Subject to changes. Please also observe the further product documentation!

WAGO GmbH & Co. KG
Hansastr. 27
32423 Minden
Phone: +49571 887-0 | Fax: +49571 887-169
Email: info.de@wago.com | Web: www.wago.com

Do you have any questions about our products?
We are always happy to take your call at +49 (571) 887-44222.

Technical data

Control Circuit

Nominal input voltage U_N	AC/DC 230 V
Input voltage range	-15 ... +10 %
Nominal input current at U_N	4 mA

Load circuit

Number of changeover/switchover contacts	1
Contact material (relay)	AgNi + Au
Limiting continuous current	5 A
Inrush current (resistive) max.	(AC) 20 A / 0.02 s
Switching voltage (max.)	AC 250 V
Switching power (resistive) max.	AC 1250 VA; DC (see load limit curve)
Switching capacity	AC-15: 3 A / AC 250 V; DC-13: 2 A / DC 24 V
Recommended minimum load	1 V / 1 mA / 1 mW
Pull-in time (typ.)	15 ms
Drop-out time (typ.)	30 ms
Bounce time (typ.)	3.5 ms
Electrical life (NO; resistive load; 23 °C)	50 x 10 ³ switching operations
Mechanical life	5 x 10 ⁶ switching operations
Switching frequency with/without load (max.)	6 min ⁻¹ / 180 min ⁻¹

Signaling

Status indicator	Red LED
------------------	---------

Safety and protection

Rated voltage	300 V
Rated surge voltage	4 kV
Overtoltage category	III
Pollution degree	2
Dielectric strength (control/load circuit) (AC, 1 min)	4 kVrms
Dielectric strength (open contact) (AC, 1 min)	1 kVrms
Insulation type (control/load circuit)	Reinforced insulation (safe isolation)
Insulation type (adjacent devices)	Reinforced insulation (safe isolation)

Subject to changes. Please also observe the further product documentation!



Protection type	IP20; in connected state or when using 859-525 end plate
-----------------	--

Connection data

Connection technology	CAGE CLAMP®
Solid conductor	0.08 ... 2.5 mm ² / 28 ... 14 AWG
Fine-stranded conductor	0.08 ... 2.5 mm ² / 28 ... 14 AWG
Fine-stranded conductor; with insulated ferrule	0.08 ... 1.5 mm ² / 28 ... 16 AWG
Strip length	5 ... 6 mm / 0.2 ... 0.24 inches

Physical data

Width	6 mm / 0.236 inches
Height	91 mm / 3.583 inches
Depth from upper-edge of DIN-rail	56 mm / 2.205 inches

Mechanical data

Mounting type	DIN-35 rail
Mounting position	Horizontal (standing/lying); vertical

Material Data

Color	gray
Fire load	0.338 MJ
Weight	24.3 g

Environmental requirements

Ambient temperature (operation at U _N)	-40 ... +50 °C
Ambient temperature (storage)	-40 ... +70 °C
Processing temperature	-25 ... +50 °C
Temperature range of connection cable	≥ (T _{ambient} + 20 K)
Relative humidity	5 ... 95 % (no condensation permissible)
Operating altitude (max.)	2000 m

Standards and specifications

Standards/specifications	EN 61010-2-201 EN 61810-1 EN 61373
--------------------------	--

Subject to changes. Please also observe the further product documentation!

WAGO GmbH & Co. KG
Hansastr. 27
32423 Minden
Phone: +49571 887-0 | Fax: +49571 887-169
Email: info.de@wago.com | Web: www.wago.com

Do you have any questions about our products?
We are always happy to take your call at +49 (571) 887-44222.

UL 508
DNV**Commercial data**

Product Group	6 (INTERFACE ELECTRONIC)
eCl@ss 10.0	27-37-16-01
eCl@ss 9.0	27-37-16-01
ETIM 8.0	EC001437
ETIM 7.0	EC001437
Recupel Type	
PU (SPU)	10 pcs
Packaging type	box
Country of origin	DE
GTIN	4055143604185
Customs tariff number	85364900990

Environmental Product Compliance

CAS-No.	7439-92-1 79-94-7
REACH Candidate List Substance	2,2',6,6'-tetrabromo-4,4'-isopropylidenediphenol Lead
RoHS Compliance Status	Compliant,With Exemption
RoHS Exemption	7(a) 7(c)-I
SCIP notification number (Austria)	ab4629ce-767c-4422-8c06-4edcd73583b6
SCIP notification number (Belgium)	f8d33013-be66-46d9-9221-0e68f1dc0af2
SCIP notification number (Bulgaria)	88481cdf-2361-44c1-bd53-bf24d7048273
SCIP notification number (Czech Republic)	2aea490b-e627-43c2-8ee7-deddf7c978f
SCIP notification number (Denmark)	b16b0d91-3992-494e-b4d9-8fcc7f334372
SCIP notification number (Finland)	932c199e-f6bc-4f80-9a64-a2bfb85584a6
SCIP notification number (France)	f9bac3ea-6b79-48fa-915f-a0d452195a55
SCIP notification number (Germany)	5333537f-9814-4dd9-b713-b75238dff223
SCIP notification number (Hungary)	3fc75f48-d383-4efb-9137-3558a6927a60
SCIP notification number (Italy)	4fb2dc5d-c219-46c6-9128-b8951f759fff
SCIP notification number (Netherlands)	71bb665f-4100-4094-a6ba-fd8e5804dbc7
SCIP notification number (Poland)	bc683ce0-a9a0-46c6-909a-78075c152950
SCIP notification number (Romania)	0498f7e5-7fbb-47ca-8d18-eeb6cd896dc0
SCIP notification number (Sweden)	9e145ccc-bdba-43d8-a0a1-d6392c74be0d

Subject to changes. Please also observe the further product documentation!

WAGO GmbH & Co. KG
Hansastr. 27
32423 Minden
Phone: +49571 887-0 | Fax: +49571 887-169
Email: info.de@wago.com | Web: www.wago.com

Do you have any questions about our products?
We are always happy to take your call at +49 (571) 887-44222.



Approvals / Certificates

General approvals

Logo	Approval	Additional Approval Text	Certificate name
	UL Underwriters Laboratories Inc. (ORDINARY LOCATIONS)	UL 508	E175199 Sec.4

Declarations of conformity and manufacturer's declarations

Logo	Approval	Additional Approval Text	Certificate name
	EU-Declaration of Conformity WAGO GmbH & Co. KG	-	-
	UK-Declaration of Conformity WAGO GmbH & Co. KG	-	-

Approvals for marine applications

Logo	Approval	Additional Approval Text	Certificate name
	DNV DNV Germany GmbH	DNV-CG-0339,Aug.2021	TAA00001D1
	PRS Polski Rejestr Statków	-	TE/2186 /880590/18

Approvals for hazardous areas

Logo	Approval	Additional Approval Text	Certificate name
	CCC CNEX	CNCA-C23-01	2021312304000982 (Ex ec nC IIC T4 Gc)
	UKEx WAGO GmbH & Co. KG	EN 60079-0	UKCA_WAGO22UKEX007X_ec nC

Optional accessories

End plate

Intermediate plate		
Item no.: 859-525 End and intermediate plate; 1 mm thick; gray		www.wago.com/859-525

Testing and measuring

Testing accessories		
Item no.: 859-500 WAGO Test pin; 1 mm Ø; 30 V AC / 60 V DC; CAT0; 1 A; 10 mm uninsulated; Test lead for soldering up to 0,5mm ²		www.wago.com/859-500

Subject to changes. Please also observe the further product documentation!

WAGO GmbH & Co. KG
Hansastr. 27
32423 Minden
Phone: +49571 887-0 | Fax: +49571 887-169
Email: info.de@wago.com | Web: www.wago.com

Do you have any questions about our products?
We are always happy to take your call at +49 (571) 887-44222.



Ferrule

Ferrule

Item no.: 216-223 Ferrule; Sleeve for 1 mm ² / AWG 18; insulated; electro-tin plated; red	www.wago.com/216-223
Item no.: 216-222 Ferrule; Sleeve for 0.75 mm ² / 18 AWG; insulated; electro-tin plated; gray	www.wago.com/216-222
Item no.: 216-221 Ferrule; Sleeve for 0.5 mm ² / 20 AWG; insulated; electro-tin plated; white	www.wago.com/216-221
Item no.: 216-224 Ferrule; Sleeve for 1.5 mm ² / AWG 16; insulated; electro-tin plated; black	www.wago.com/216-224
Item no.: 216-321 Ferrule; Sleeve for 0.25 mm ² / AWG 24; insulated; electro-tin plated; yellow	www.wago.com/216-321
Item no.: 216-322 Ferrule; Sleeve for 0.34 mm ² / 22 AWG; insulated; electro-tin plated; light turquoise	www.wago.com/216-322

Jumpers

Jumper

Item no.: 859-404/000-005 Jumper; for jumper slot; 4-way; insulated; red	www.wago.com/859-404/000-005
Item no.: 859-404/000-006 Jumper; for jumper slot; 4-way; insulated; blue	www.wago.com/859-404/000-006
Item no.: 859-405/000-005 Jumper; for jumper slot; 5-way; insulated; red	www.wago.com/859-405/000-005
Item no.: 859-405/000-029 Jumper; for jumper slot; 5-way; insulated; yellow	www.wago.com/859-405/000-029
Item no.: 859-405 Jumper; for jumper slot; 5-way; insulated; light gray	www.wago.com/859-405
Item no.: 859-404/000-029 Jumper; for jumper slot; 4-way; insulated; yellow	www.wago.com/859-404/000-029
Item no.: 859-405/000-006 Jumper; for jumper slot; 5-way; insulated; blue	www.wago.com/859-405/000-006
Item no.: 859-406/000-005 Jumper; for jumper slot; 6-way; insulated; red	www.wago.com/859-406/000-005

Subject to changes. Please also observe the further product documentation!

WAGO GmbH & Co. KG
 Hansastr. 27
 32423 Minden
 Phone: +49571 887-0 | Fax: +49571 887-169
 Email: info.de@wago.com | Web: www.wago.com

Do you have any questions about our products?
 We are always happy to take your call at +49 (571) 887-44222.



Item no.: 859-409/000-029
Jumper; for jumper slot; 9-way; insulated; yellow

www.wago.com/859-409/000-029

Item no.: 859-410/000-005
Jumper; for jumper slot; 10-way; insulated; red

www.wago.com/859-410/000-005

Item no.: 859-410/000-029
Jumper; for jumper slot; 10-way; insulated; yellow

www.wago.com/859-410/000-029

Item no.: 859-410
Jumper; for jumper slot; 10-way; insulated; light gray

www.wago.com/859-410

Item no.: 859-410/000-006
Jumper; for jumper slot; 10-way; insulated; blue

www.wago.com/859-410/000-006

Item no.: 859-403/000-005
Jumper; for jumper slot; 3-way; insulated; red

www.wago.com/859-403/000-005

Item no.: 859-402/000-029
Jumper; for jumper slot; 2-way; insulated; yellow

www.wago.com/859-402/000-029

Item no.: 859-403/000-029
Jumper; for jumper slot; 3-way; insulated; yellow

www.wago.com/859-403/000-029

Item no.: 859-403/000-006
Jumper; for jumper slot; 3-way; insulated; blue

www.wago.com/859-403/000-006

Item no.: 859-408/000-005
Jumper; for jumper slot; 8-way; insulated; red

www.wago.com/859-408/000-005

Item no.: 859-408/000-029
Jumper; for jumper slot; 8-way; insulated; yellow

www.wago.com/859-408/000-029

Item no.: 859-409
Jumper; for jumper slot; 9-way; insulated; light gray

www.wago.com/859-409

Item no.: 859-408/000-006
Jumper; for jumper slot; 8-way; insulated; blue

www.wago.com/859-408/000-006

Item no.: 859-403
Jumper; for jumper slot; 3-way; insulated; light gray

www.wago.com/859-403

Subject to changes. Please also observe the further product documentation!



Item no.: 859-409/000-005

Jumper; for jumper slot; 9-way; insulated; red

www.wago.com/859-409/000-005

Item no.: 859-404

Jumper; for jumper slot; 4-way; insulated; light gray

www.wago.com/859-404

Item no.: 859-409/000-006

Jumper; for jumper slot; 9-way; insulated; blue

www.wago.com/859-409/000-006

Item no.: 859-402/000-006

Jumper; for jumper slot; 2-way; insulated; blue

www.wago.com/859-402/000-006

Item no.: 859-402

Jumper; for jumper slot; 2-way; insulated; light gray

www.wago.com/859-402

Item no.: 859-402/000-005

Jumper; for jumper slot; 2-way; insulated; red

www.wago.com/859-402/000-005

Item no.: 859-406/000-006

Jumper; for jumper slot; 6-way; insulated; blue

www.wago.com/859-406/000-006

Item no.: 859-406/000-029

Jumper; for jumper slot; 6-way; insulated; signal yellow

www.wago.com/859-406/000-029

Item no.: 859-407/000-006

Jumper; for jumper slot; 7-way; insulated; blue

www.wago.com/859-407/000-006

Item no.: 859-407/000-005

Jumper; for jumper slot; 7-way; insulated; red

www.wago.com/859-407/000-005

Item no.: 859-407/000-029

Jumper; for jumper slot; 7-way; insulated; yellow

www.wago.com/859-407/000-029

Item no.: 859-407

Jumper; for jumper slot; 7-way; insulated; light gray

www.wago.com/859-407

Marking accessories

Marking device

Item no.: 210-110

Fiber-tip pen

www.wago.com/210-110

Marker

Item no.: 2009-145

Mini-WSB Inline; for Smart Printer; 1700 pieces on roll; stretchable 5 - 5.2 mm; plain; snap-on type; white

www.wago.com/2009-145

Subject to changes. Please also observe the further product documentation!

WAGO GmbH & Co. KG

Hansastr. 27

32423 Minden

Phone: +49571 887-0 | Fax: +49571 887-169

Email: info.de@wago.com | Web: www.wago.com

Do you have any questions about our products?

We are always happy to take your call at +49 (571) 887-44222.



Item no.: 248-501 Mini-WSB marking card; as card; not stretchable; plain; snap-on type; white	www.wago.com/248-501
Item no.: 248-504 Mini-WSB marking card; as card; MARKED; 21 ... 30 (10x); not stretchable; Horizontal marking; snap-on type; white	www.wago.com/248-504
Item no.: 248-503 Mini-WSB marking card; as card; MARKED; 11 ... 20 (10x); not stretchable; Horizontal marking; snap-on type; white	www.wago.com/248-503
Item no.: 248-506 Mini-WSB marking card; as card; MARKED; 41 ... 50 (10x); not stretchable; Horizontal marking; snap-on type; white	www.wago.com/248-506
Item no.: 248-502 Mini-WSB marking card; as card; MARKED; 1 ... 10 (10x); not stretchable; Horizontal marking; snap-on type; white	www.wago.com/248-502
Tool	
Operating tool	
Item no.: 210-720 Operating tool; Blade: 3.5 x 0.5 mm; with a partially insulated shaft; multicoloured	www.wago.com/210-720

Downloads

Documentation

Bid Text

859-359 docx - Datei	2019 年2月20 日	docx 17.5 kB	Download
859-359 X81 - Datei	2019 年2月19 日	xml 5.1 kB	Download

Instruction Leaflet

CCC Ex (Additional information) 859-***	2023 年4月26 日	pdf 135.9 kB	Download
Relay modules, Optocoupler modules	V 2.0.0 2022 年1月19 日	pdf 2.1 MB	Download

Additional Information

Disposal and Recycling Electrical and electronic equipment, Batteries, Packaging	V 1.1.0 2022 年8月18 日	pdf 2.2 MB	Download
---	-------------------------	---------------	----------

Subject to changes. Please also observe the further product documentation!

WAGO GmbH & Co. KG
Hansastr. 27
32423 Minden
Phone: +49571 887-0 | Fax: +49571 887-169
Email: info.de@wago.com | Web: www.wago.com

Do you have any questions about our products?
We are always happy to take your call at +49 (571) 887-44222.



CAD/CAE-Data

CAD data

2D/3D Models 859-359	URL	Download
----------------------	---------------------	--------------------------

CAE data

EPLAN Data Portal 859-359	URL	Download
---------------------------	---------------------	--------------------------

WSCAD Universe 859-359	URL	Download
------------------------	---------------------	--------------------------

ZUKEN Portal 859-359	URL	Download
----------------------	---------------------	--------------------------

Environmental Product Compliance


Compliance Search

Environmental Product Compliance 859-359	URL	Download
--	---------------------	--------------------------

Relay module; Nominal input voltage: 230 VAC; 1 changeover contact; with gold contacts; Red status indicator; Module width: 6 mm; 2,50 mm²; gray

Installation Notes

Conductor termination



Conductor termination

Commoning

Subject to changes. Please also observe the further product documentation!



Easy commoning using adjacent jumpers

Marking



Marking via Mini-WSB Quick Marking System

Subject to changes. Please also observe the further product documentation!