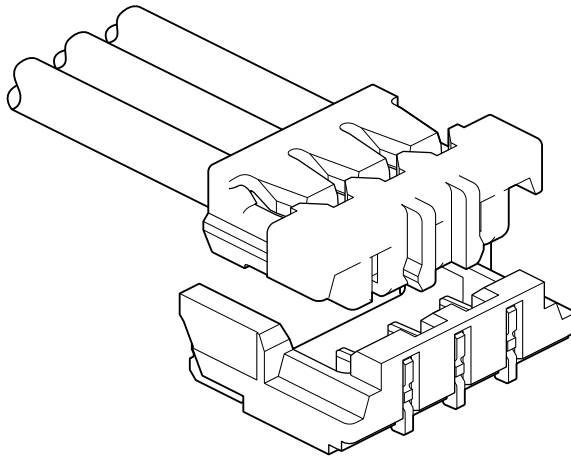


ADH CONNECTOR



1.3 mm pitch/Disconnectable Crimp style connectors



This ADH connector is compact and low profile type, height 1.9 mm and width 4.3 mm, 1.3 mm pitch wire-to-board connector.

- Space saving
- Top entry but side feed type
- Connector for power supply (3 A)

Specifications

- Current rating: 3 A AC, DC
(Apply 1 for the 3rd circuit of 5-circuit.) (AWG #26)
- Voltage rating: 30 V AC, DC
- Temperature range: -25°C to +85°C
(including temperature rise in applying electrical current)
- Contact resistance: Initial value/ 20 mΩ max.
After environmental tests/ 30 mΩ max.
- Insulation resistance: 100 MΩ min.
- Withstanding voltage: 500 VAC/minute
- Applicable wire: Conductor size/ AWG #28 to #26
Insulation O.D./ 0.63 mm, 0.98 mm

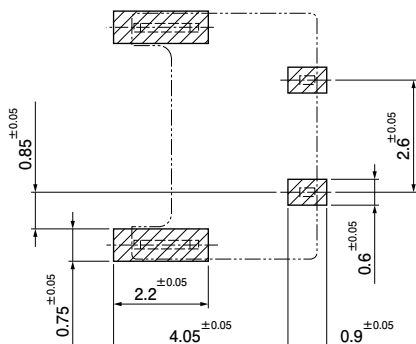
- * Refer to "General Instruction and Notice when using Terminals and Connectors" at the end of this catalog.
- * Contact JST for details.
- * Compliant with RoHS.

Standards

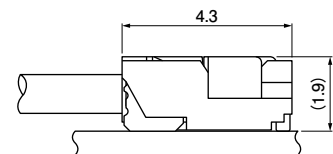
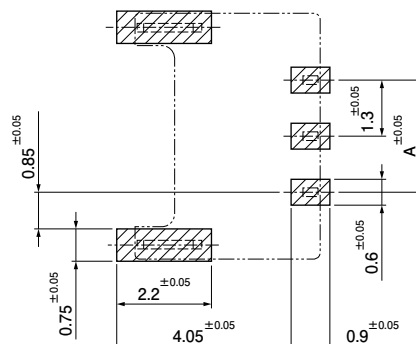
Recognized E60389

PC board layout and Assembly layout

<2 circuits>



<3, 5 circuits>

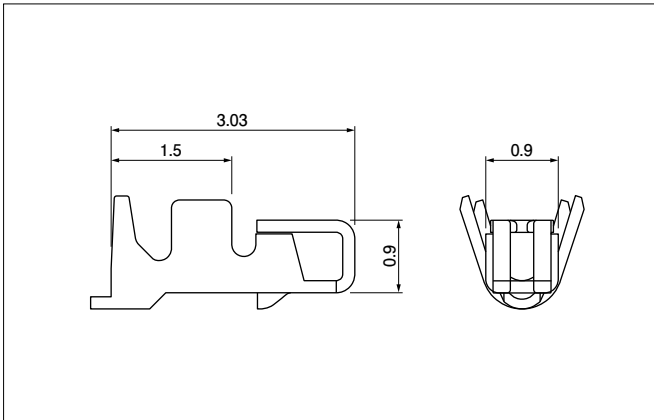


Note: 1. The above figure is the figure viewed from the connector mounting side.

2. Tolerances are non-cumulative: ± 0.05 mm for all centers. The dimensions above should serve as a guideline. Contact JST for details.

ADH CONNECTOR

Contact



Model No.	Applicable wire		Insulation O.D. (mm)	Q'ty / reel
	mm ²	AWG#		
SADH-002G-P0.2	0.14	26	0.98	25,000
SADH-003G-P0.2	0.08	28	0.63	25,000

Material and Finish

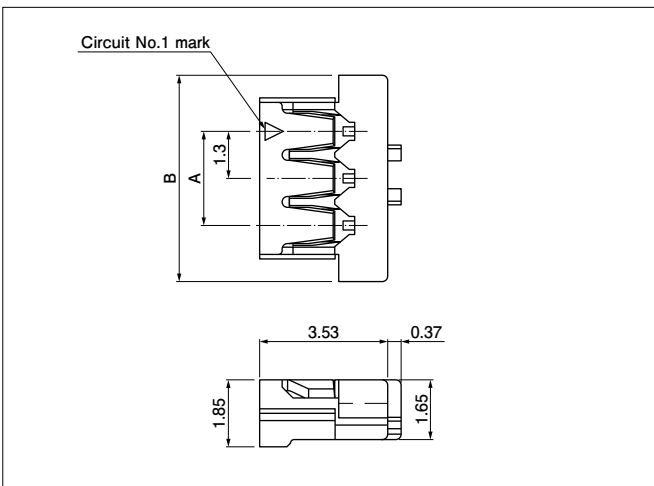
Copper alloy, nickel-undercoated, gold-plated

RoHS compliance

Contact	Crimping machine	Applicator		
		Crimp applicator	Dies	Crimp applicator with dies
SADH-002G-P0.2	AP-K2N	MKS-L-10-3	MK/SADH-002-02	APLMK SADH002-02
		—	—	—
SADH-003G-P0.2	—	MKS-L-10-3	MK/SADH-003-02	APLMK SADH003-02
		—	—	—

Note: Contact JST for fully automatic crimping applicator.

Housing



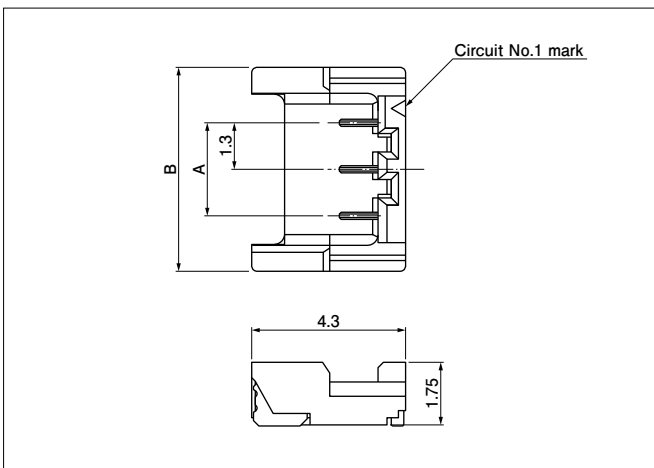
No. of circuits	Model No.	Dimensions (mm)		Q'ty / bag
		A	B	
3	ADHR-03V-H	2.6	5.7	1,000
5	ADHR-05V-S (HF)	5.2	8.3	1,000

Material

PBT · UL94V-0

RoHS compliance

Header



No. of circuits	Model No.	Dimensions (mm)		Q'ty / reel
		A	B	
*2	BM02(3)B-ADHSS-GAN-ETB	2.6	5.7	5,000
3	BM03B-ADHKS-GAN-ETB	2.6	5.7	5,000
5	BM05B-ADHKS-GAN-ETB (HF)	5.2	8.3	5,000

Material and Finish

Contact: Copper alloy, nickel-undercoated, gold-plated (nickel-stripe)

Housing: Heat resisting resin, UL94V-0

Reinforcement: Copper alloy, copper-undercoated, tin-plated (reflow treatment)

RoHS compliance

This product displays (LF)(SN) on a label. (2, 3 circuits)

Note: 1. The products listed above are supplied on embossed-tape.

2. *2-circuit product: Removing center pin from 3-circuit product.

ADH CONNECTOR

Model number allocation

Contact

	S	ADH - 002	G - P	0.2
Form: S··Strip form				
Series name				
Applicable wire range: 002··AWG #26, 003··AWG #28				
Surface finish: G··Nickel-undercoated gold-plated				
Material: P··Copper alloy				
Terminal size				

Housing

	ADH	R - 03	V - H	(HF)
Series name				
Part name: Receptacle				
No. of circuits: 3, 5				
Flammability: V··UL94V-0				
Color: H··Gray, S··Natural				
Indication of halogen-free: HF··Halogen-free				

Header

	BM 03 B - ADH	K S - GAN - ETB	(HF)
Shape of assembled product: BM··SMT top entry type			
No. of circuits: 2 to 3, 5			
Part name: Header			
Series name			
Color: K··Black, S··White			
Indication of clinch: S··Straight pin			
Surface finish: GAN··Nickel-undercoated gold-plated (nickel stripe)			
Packaging style: ETB··Antistatic embossed-taping			
Indication of halogen-free: HF··Halogen-free			