

ULTRA MINIATURE SMD CMOS OSCILLATOR (3.2 x 2.5 x 1.2mm)

FEATURES:

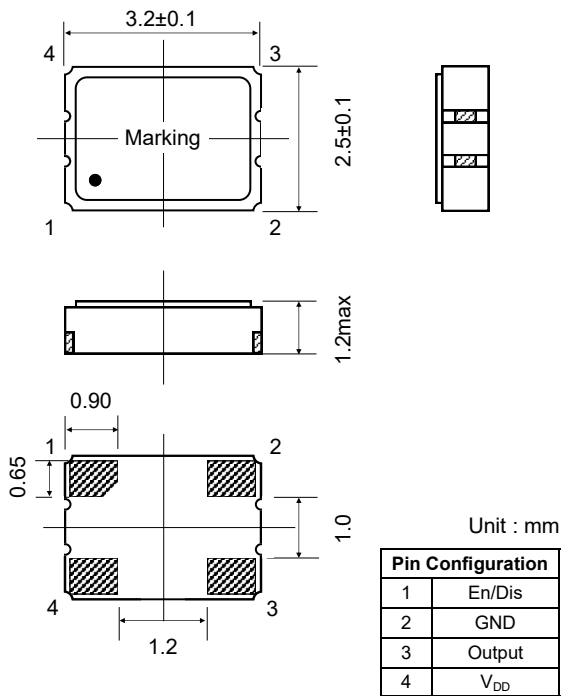
- LOW COST SMALL SMD PACKAGE
- LOW VOLTAGE/LOW CURRENT
- AEC-Q200 QUALIFIED OPTION



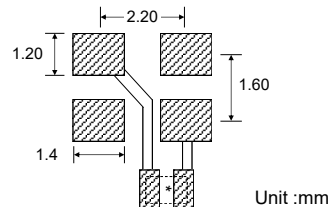
■ SPECIFICATION

FREQUENCY RANGE	25KHz ~ 156.250MHz	
FREQUENCY STABILITY	±10ppm ~ ±100ppm	
OPERATING TEMPERATURE RANGE	STD: 0°C ~ 70°C, Option: -40°C ~ 85°C (See P/N guide for other options)	
STORAGE TEMPERATURE RANGE	-55°C ~ 125°C	
SUPPLY VOLTAGE ±10%	1.0V _{DC} ~ 5.0V _{DC}	
SUPPLY CURRENT	30mA max.	
OUTPUT	LOGIC FAMILY	CMOS
	LOAD	15pF
	LEVEL LOGIC '1' (V_{OH})	0.9 x V _{DD} min.
	LEVEL LOGIC '0' (V_{OL})	0.1 x V _{DD} max.
	SYMMETRY(DUTY CYCLE)	STD: 40% / 60% @ 1/2V _{DD} level, Option: 45% / 55%
	RISE AND FALL TIME (Tr/Tf)	3.0nS typ. 10nS max.
	START-UP TIME	10mS max.
STAND-BY VOLTAGE	ENABLE (V_{IH})	0.7 x V _{DD} ≤ V _{IH} ≤ V _{DD} or N/C
	DISABLE (V_{IL})	V _{IL} ≤ 0.3 x V _{DD}
ENABLE DELAY TIME	10mS max.	
DISABLE DELAY TIME	10mS max.	
AGING @ 25°C ± 3°C	±3.0ppm / 1 st year max.	
PHASE JITTER RMS (12kHz ~ 20MHz)	1.0pS max.	

■ PACKAGE DIMENSIONS

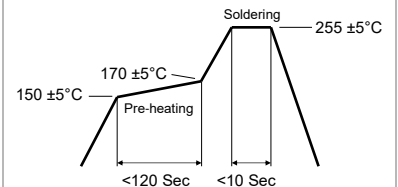


■ SOLDER PATTERN



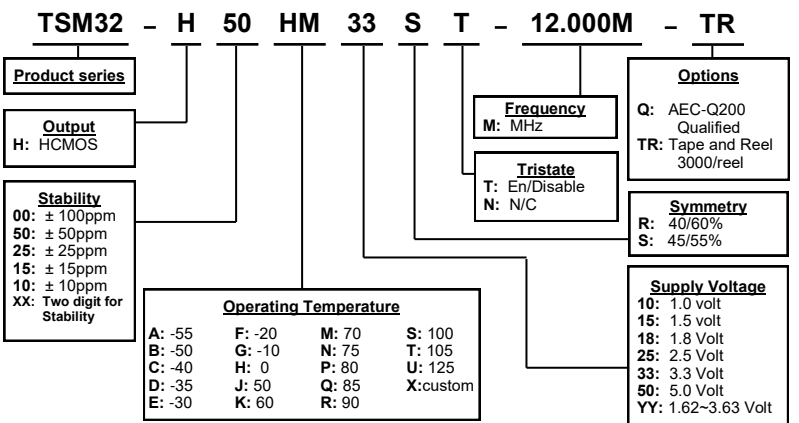
*0.01μF to 0.1μF bypass capacitor recommended

■ REFLOW PROFILE



Note: Consult factory for detail

■ PART NUMBERING GUIDE



Transko Electronics, Inc reserves the right to make changes to the product (s), service (s), and specification (s) described herein without notice. See "Terms of Sale" for details on our website.