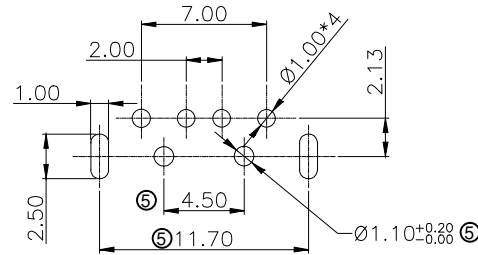
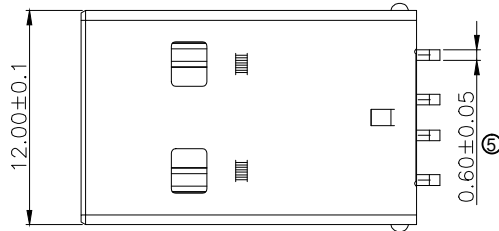


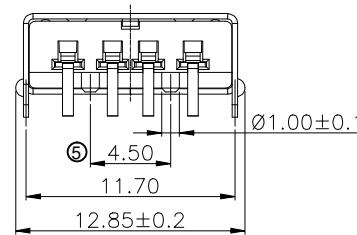
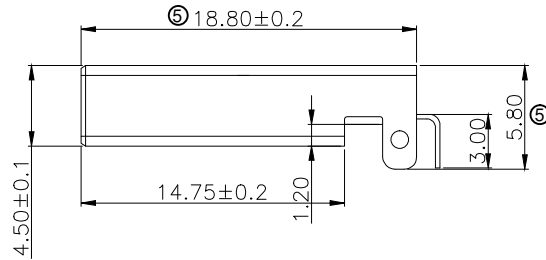
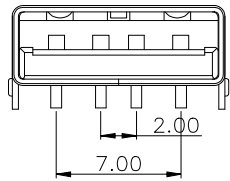
USB 2.0 COMPLIANT



Recommended PCB Layout

④ NOTES:

1. MATERIAL:
 - 1.1 Housing: PA9T UL94V-0, Color Black
 - 1.2 Contact : Brass
 - 1.3 Shell: Steel
 2. FINISH:
 - 2.1 Contact:
 - Contact Area: Selective Gold Flash
 - Solder Area: Tin Plated
 - Under Plate: Ni Plated
 - 2.2 Shell: Ni Plated
 3. MECHANICAL:
 - 3.1 Mating Force: 3.57 kgf MAX
 - 3.2 Unmating Force: 1.02 kgf MIN
 - 3.3 Durability: 1500 Cycles MIN
 4. ELECTRICAL:
 - 4.1 Current Rating: 1.5A
 - 4.2 Dielectric Strength: 500V AC For 1 Minute
 - 4.3 Contact Resistance: 30mΩ MAX
 - 4.4 Insulation Resistance: 1000MΩ MIN
 5. OPERATING TEMPERATURE: -55°C To +85°C.
- PACKING:Tray



RoHS compliant
Unit: mm

Scale	Free					Date	Name	Customer-No.
TOLERANCE		⑤	Update dimension	30.07.2019	Xavier	Drawn	11.02.2004	Hellwig
.X	±0.30	④	Update	24.05.2018	Segal	Approved	24.05.2018	Winnie
.XX	±0.20	③	Add "USB 2.0 COMPLIANT"	19.08.2013	Amy			
.XXX	±0.10	②	Update	07.07.2009	Dean			
DIM	TOL	①	Drawn	11.02.2004	Hellwig			
X.°	±5°							
.X°	±3°							
Angle	TOL	Id.	Modification	Date	Name			



Customer-No.			
ASSMANN WSW-No.		A-USB A-LP-C	
Drawing-No.		ASS 1413 CO	rev05
Replace		SHEET	