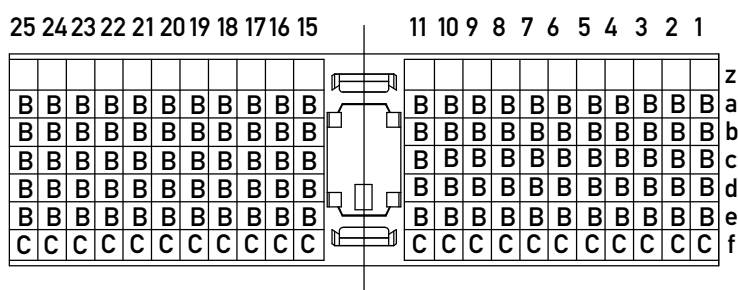
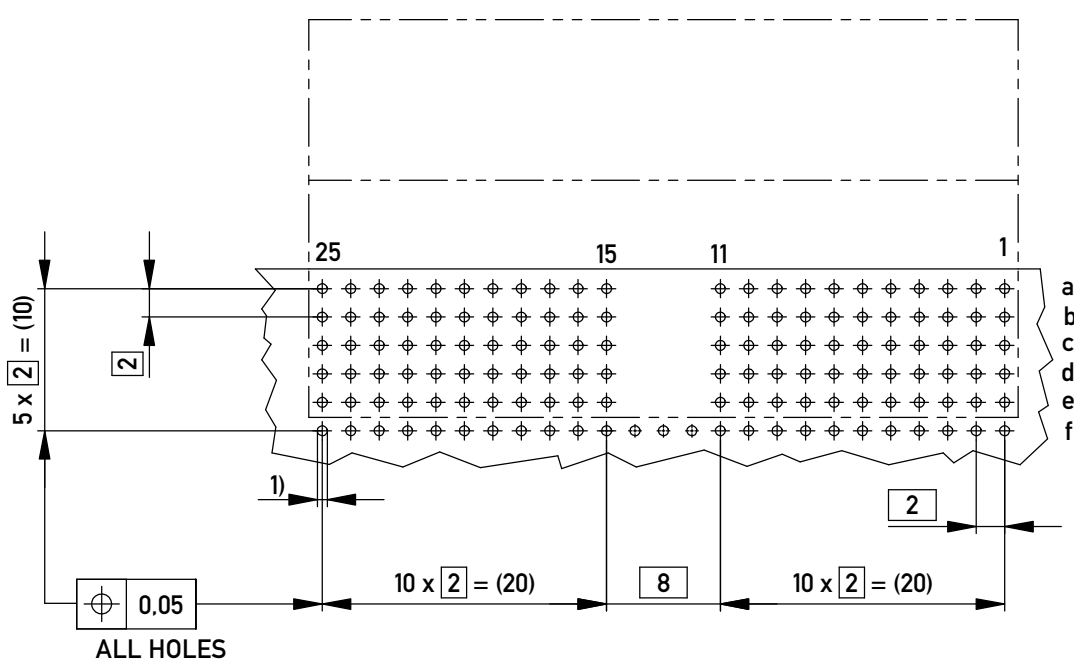


CONTACT LAYOUT



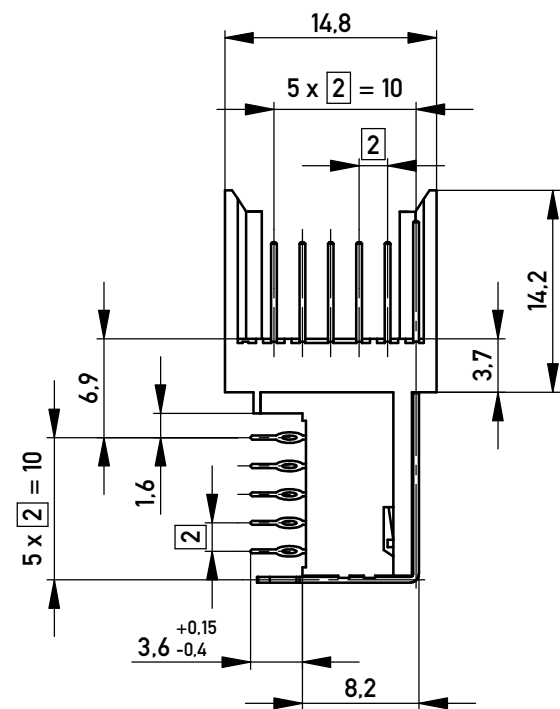
BOARD HOLE PATTERN (TOP VIEW)



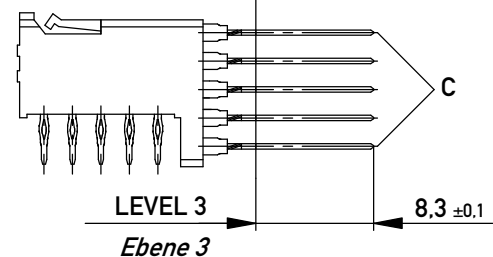
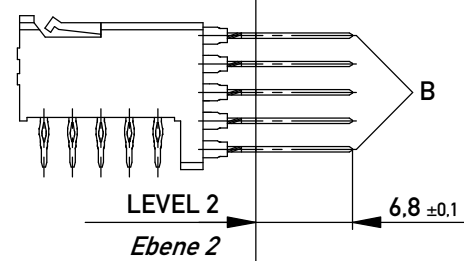
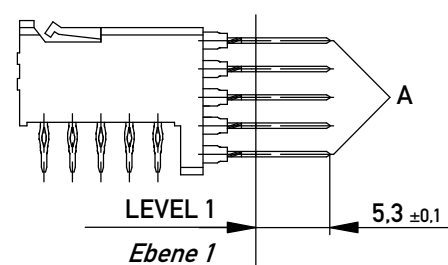
Information:  
 Level 2.3  
 siehe Bestückungsplan / see contact layout  
 ohne Zentrierzapfen / without location peg  
 Anforderungsstufe 2 / class 2  
 Mit Abschirmblech an Reihe f /  
 with shielding on row f

Copyright by ERNI Production GmbH & Co. KG  
 Proprietary notice pursuant to ISO 16016 to be observed.

Information:		Tolerances		Scale 2:1	
All rights reserved. Only for Information. To ensure that this is the latest version of this drawing, please contact one of the ERNI companies before using.		All Dimensions in mm		Designation <b>ERmet Messerleiste A, abgew</b> <i>ERmet male wide A, r/a</i>	
f	02.09.2016	www.ERNI.com		<b>923762</b>	
Index	Date	Class		ERMA	



CONTACT LENGTH EXAMPLES  
 Kontaktlänge Beispiele



A DATUM PLANE DEPTH  
 Bezugsebene Tiefe

RoHS Konform  
 RoHS compliant

- 1)  $\varnothing 0,6 \pm 0,05$  Durchmesser des metallisierten Loches  
 $\varnothing 0,6 \pm 0,05$  Diameter of finished plated-through hole

Schichtaufbau im metallisierten Loch siehe Zeichnung 164062 Nr.1  
 Metal plating of plated-through hole see drawing 164062 No.1

Fehlende Masse und Angaben nach IEC 61076-4-101  
 Missing information and dimensions per IEC 61076-4-101