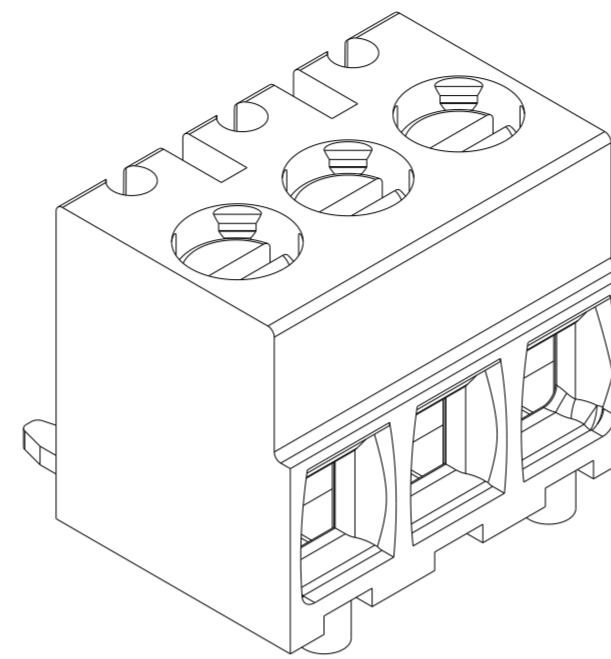
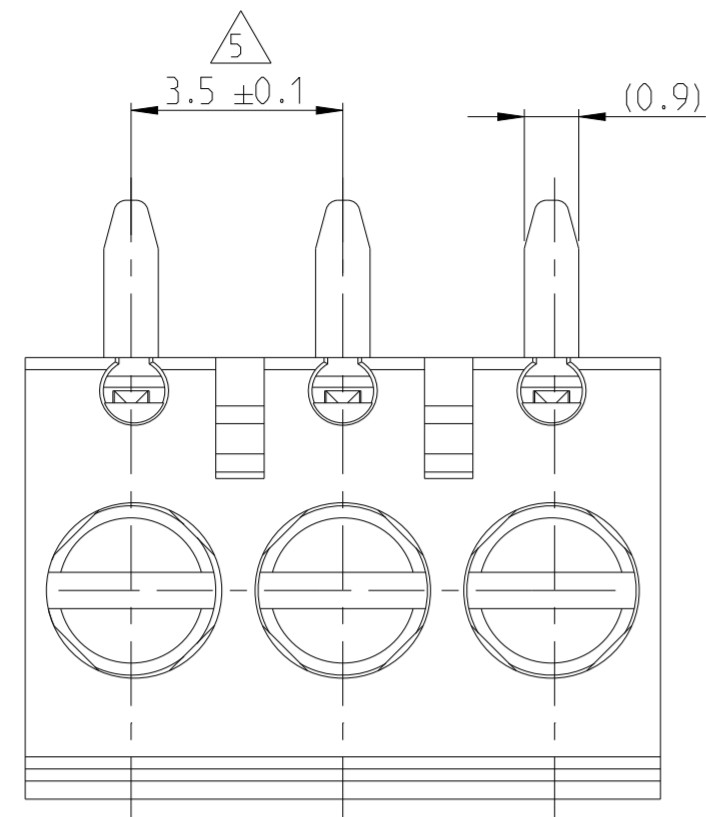


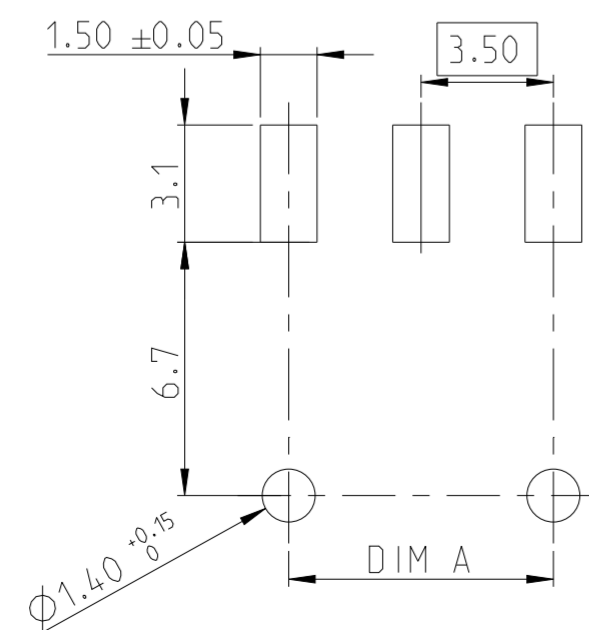
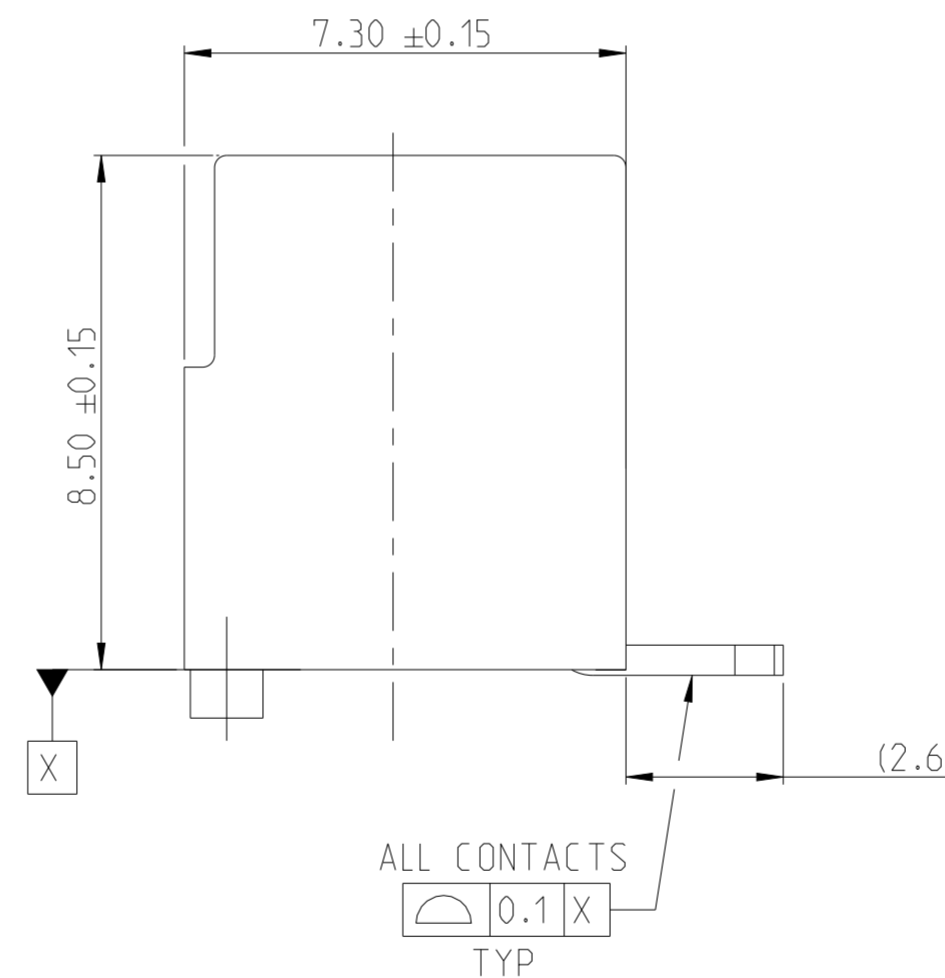
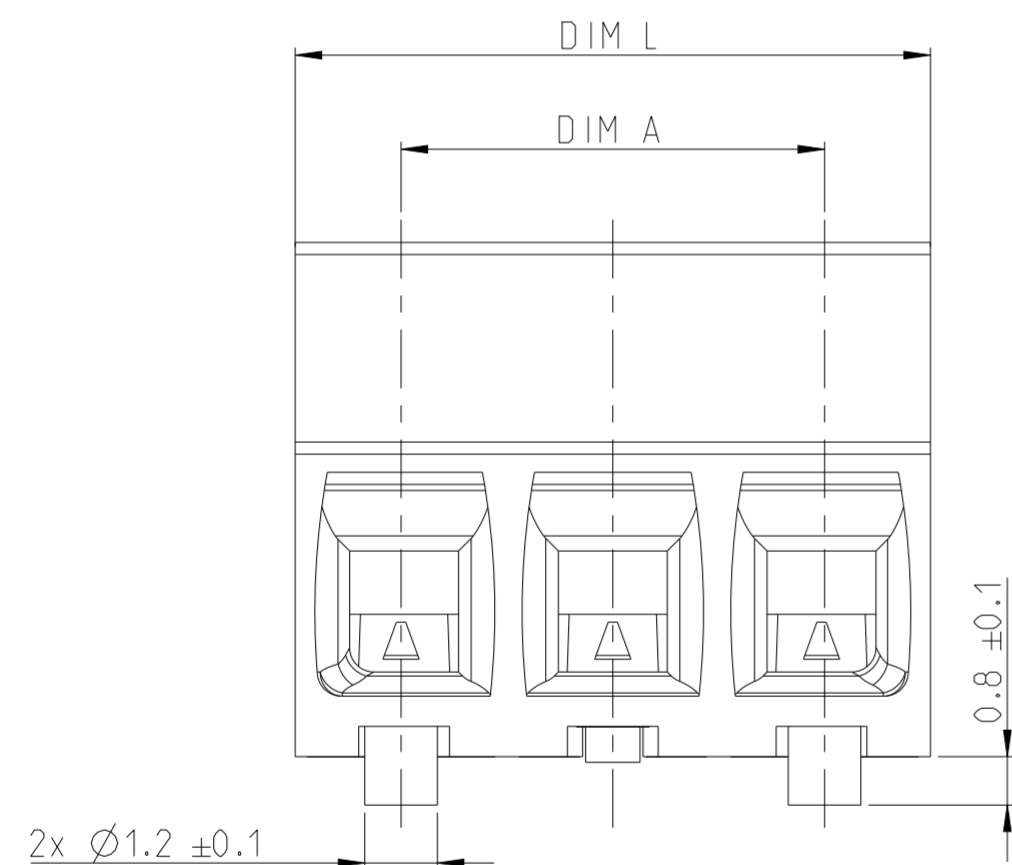
REVISIONS				
P	LTR	DESCRIPTION	DATE	APVD
1		PRELIMINARY	23DEC2020	DV PS
A		PRODUCTION RELEASE	28APR2021	SS PS
A1		NOTE 7 ADDED. NOTE 2 MODIFIED	23SEP2021	SS PS



2383942-3 AS SHOWN

NOTES

- MATERIALS & FINISH**
 HOUSING : HIGH TEMPERATURE PA, UL94 V0, COLOR -BLACK
 SCREW M2 : COPPER ALLOY, NICKEL PLATED
 CLAMP : COPPER ALLOY, NICKEL PLATED
 CONTACT : COPPER ALLOY, NICKEL & TIN PLATED
- MECHANICAL**
 WIRE STRIPPING LENGTH : 5-6 mm
 RECOMMENDED/HIGHEST TIGHTENING TORQUE : 0.2/0.25 Nm.
- ELECTRICAL**
 WIRE RANGE : 16 - 28 AWG
 MAX. VOLTAGE : 300 V
 MAX CURRENT : 12 A
 CONTACT RESISTANCE : <15 m Ohm
 INSULATION RESISTANCE : >1000 M Ohm (500V DC)
- OPERATING TEMPERATURE RANGE:** -40 °C TO +105 °C
- NOT CUMULATIVE TOLERANCE.
- SCREW CLAMP WILL BE IN CLOSED CONDITION.
- PACKAGING SPEC: 107-160084



RECOMMENDED PCB LAYOUT

DIM A	DIM L	POSITION	TE PN
38.50	42.00	12	1-2383942-2
35.00	38.50	11	1-2383942-1
31.50	35.00	10	1-2383942-0
28.00	31.50	9	2383942-9
24.50	28.00	8	2383942-8
21.00	24.50	7	2383942-7
17.50	21.00	6	2383942-6
14.00	17.50	5	2383942-5
10.50	14.00	4	2383942-4
7.00	10.50	3	2383942-3
3.50	7.00	2	2383942-2

THIS DRAWING IS A CONTROLLED DOCUMENT.		DWN 22DEC2020 DATTESH VERNEKAR	TE Connectivity																
DIMENSIONS: mm		CHK 24DEC2020 SUBHASREE SAHOO																	
TOLERANCES UNLESS OTHERWISE SPECIFIED:		APVD 24DEC2020 PRASHANTH S	NAME TERMINAL BLOCK, SMD MOUNT 180 DEGREE, 3.5 mm PITCH																
<table border="1"> <tr><td>0 PLC</td><td>±</td><td>0.3</td></tr> <tr><td>1 PLC</td><td>±</td><td>0.25</td></tr> <tr><td>2 PLC</td><td>±</td><td>0.25</td></tr> <tr><td>3 PLC</td><td>±</td><td>0.25</td></tr> <tr><td>4 PLC</td><td>±</td><td>0.25</td></tr> </table>		0 PLC	±	0.3	1 PLC	±	0.25	2 PLC	±	0.25	3 PLC	±	0.25	4 PLC	±	0.25	PRODUCT SPEC 108-160231	SIZE A2	CAGE CODE 00779
0 PLC	±	0.3																	
1 PLC	±	0.25																	
2 PLC	±	0.25																	
3 PLC	±	0.25																	
4 PLC	±	0.25																	
MATERIAL		APPLIC. SPEC	DRAWING NO C-2383942	RESTRICTED TO															
<table border="1"> <tr><td>1</td></tr> </table>		1	WEIGHT	SCALE 5:1	SHEET 1 OF 1														
1																			
RESTRICTED CUSTOMER		REV A1																	