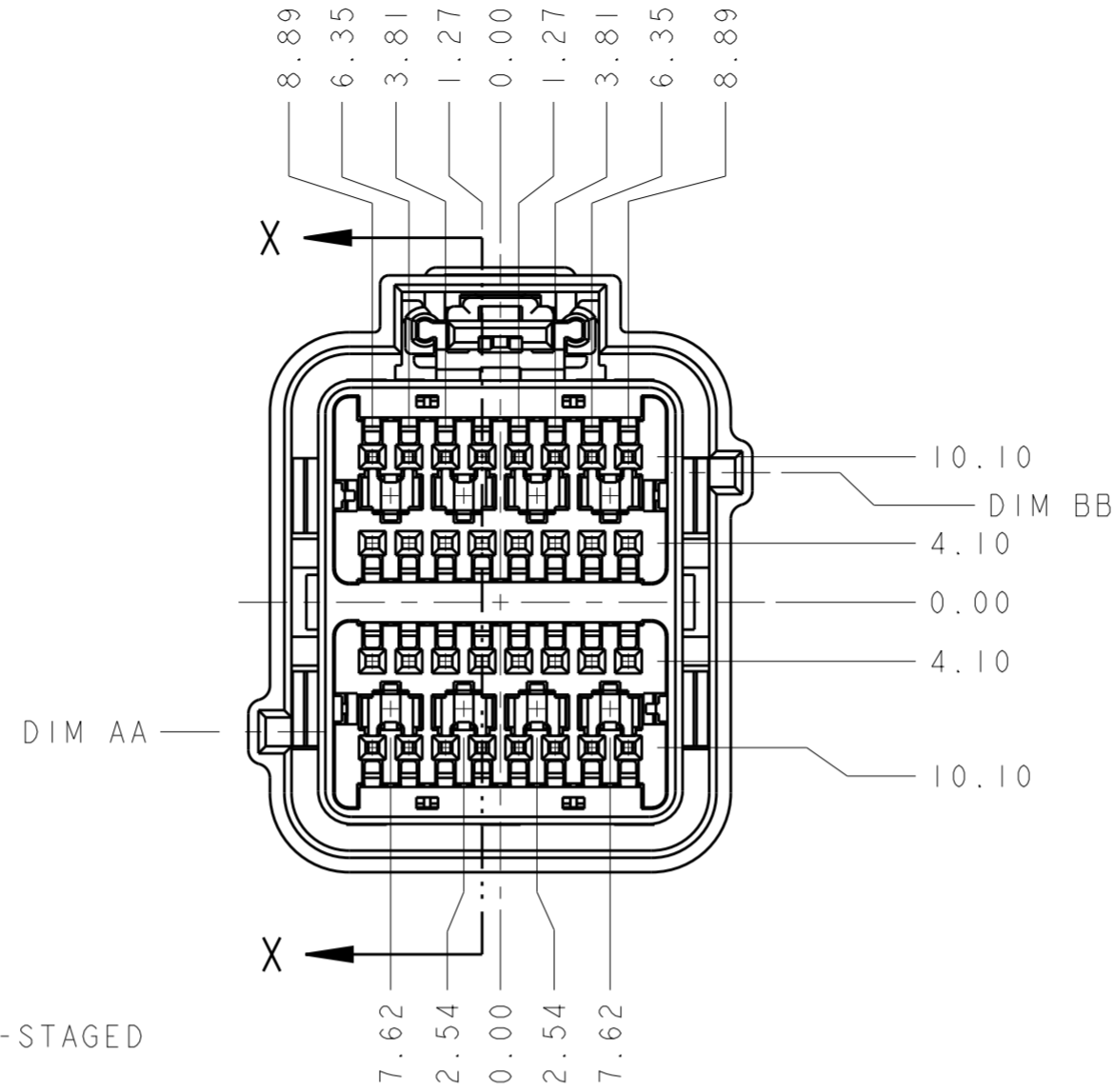
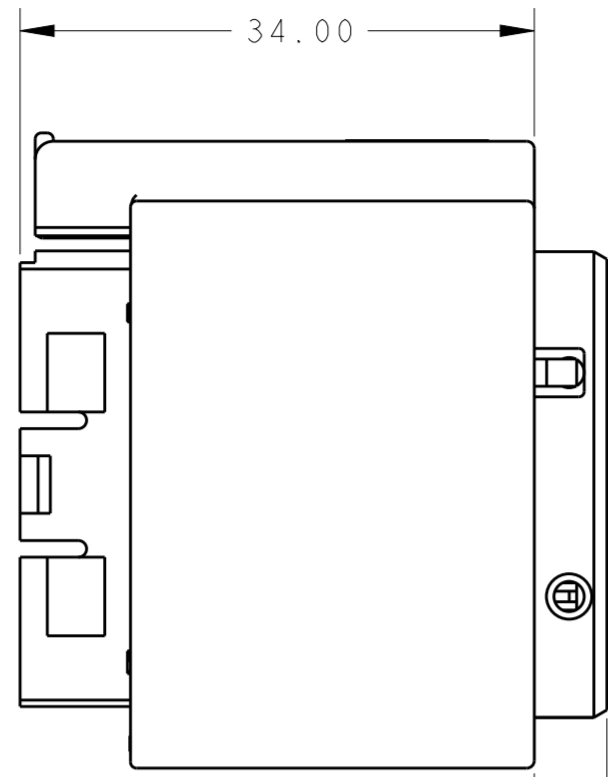
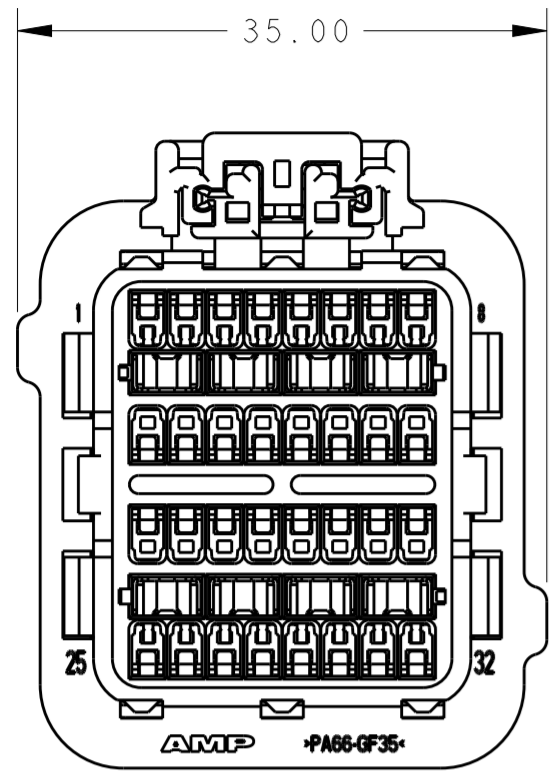
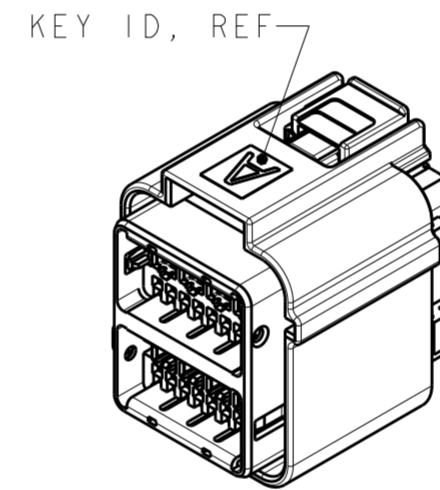
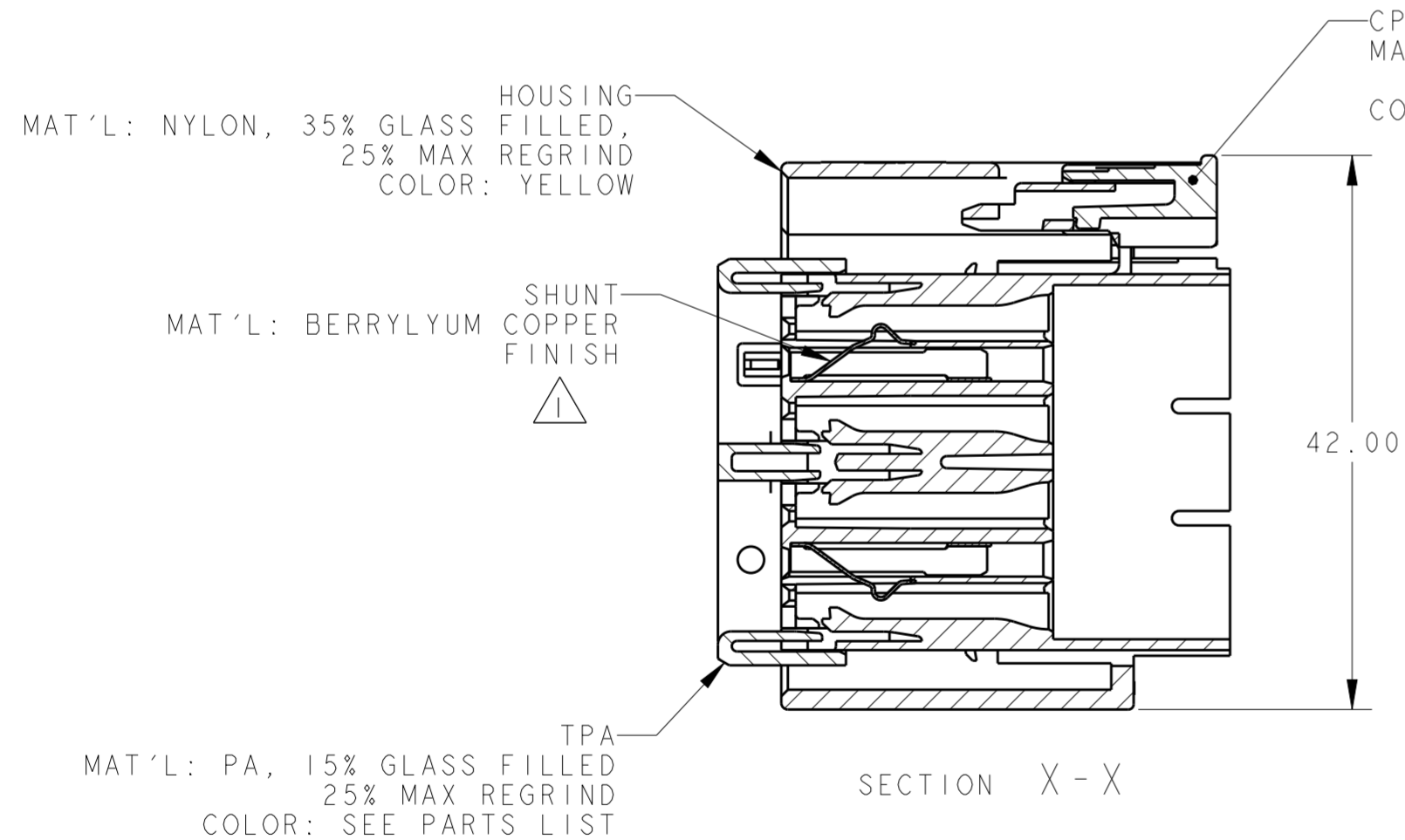


THIS DRAWING IS UNPUBLISHED. RELEASED FOR PUBLICATION
 © COPYRIGHT 20 BY - ALL RIGHTS RESERVED.

LOC	DIST	REVISIONS				
P	LTR	DESCRIPTION	DATE	DWN	APVD	
FX	00	A	INITIAL RELEASE	12NOV2012	DLD	CJS



- 0.00038mm MIN THK GOLD ON SURFACE (LOCALIZED) WHICH CONTACTS TERMINAL.
- RECOMMEND THE USE OF A STRAIN RELIEF PURCHASED SEPARATELY.
- TERMINAL 2203520 TO BE USED WITH THIS CONNECTOR, PURCHASED SEPARATELY. SEE THE CUSTOMER DRAWING 2203520.
- ALL DIMENSIONS ARE FOR REFERENCE.
- MINIMUM CONNECTOR MIS-MATING FORCE RESISTED BY POLARIZING FEATURES IS 150N.



ISO VIEW WITH KEY ID
 2203518-1 AS SHOWN
 SCALE 1:1

DIM BB	DIM AA	TPA COLOR	DESCRIPTION	PART NUMBER
7.50	7.50	GREEN	PLUG ASSY, 32 POSN, KEY A1	2203518-3
6.00	9.00	BLUE	PLUG ASSY, 32 POSN, KEY B	2203518-2
9.00	6.00	RED	PLUG ASSY, 32 POSN, KEY A	2203518-1
KEYING DIMENSIONS		TPA COLOR	DESCRIPTION	PART NUMBER

THIS DRAWING IS A CONTROLLED DOCUMENT.

DIMENSIONS: mm	TOLERANCES UNLESS OTHERWISE SPECIFIED:	DWN: DL DRUMMOND 12NOV2012	 TE Connectivity
	0 PLC ±	CHK: CJ SCHMID 12NOV2012	
	1 PLC ±0.4	APVD: CJ SCHMID 12NOV2012	
	2 PLC ±0.20	PRODUCT SPEC: SAE USCAR-2 8/97 PF 9600 REV B	
MATERIAL	ANGLES ±3°	FINISH	NAME: PLUG ASSEMBLY, 32 POSITION, UNSEALED, 0.64mm CONNECTOR SIZE: A20779 CAGE CODE: C-2203518 DRAWING NO: A20779 C-2203518 RESTRICTED TO: - SCALE: 2:1 SHEET 1 OF 1 REV A

CUSTOMER DRAWING