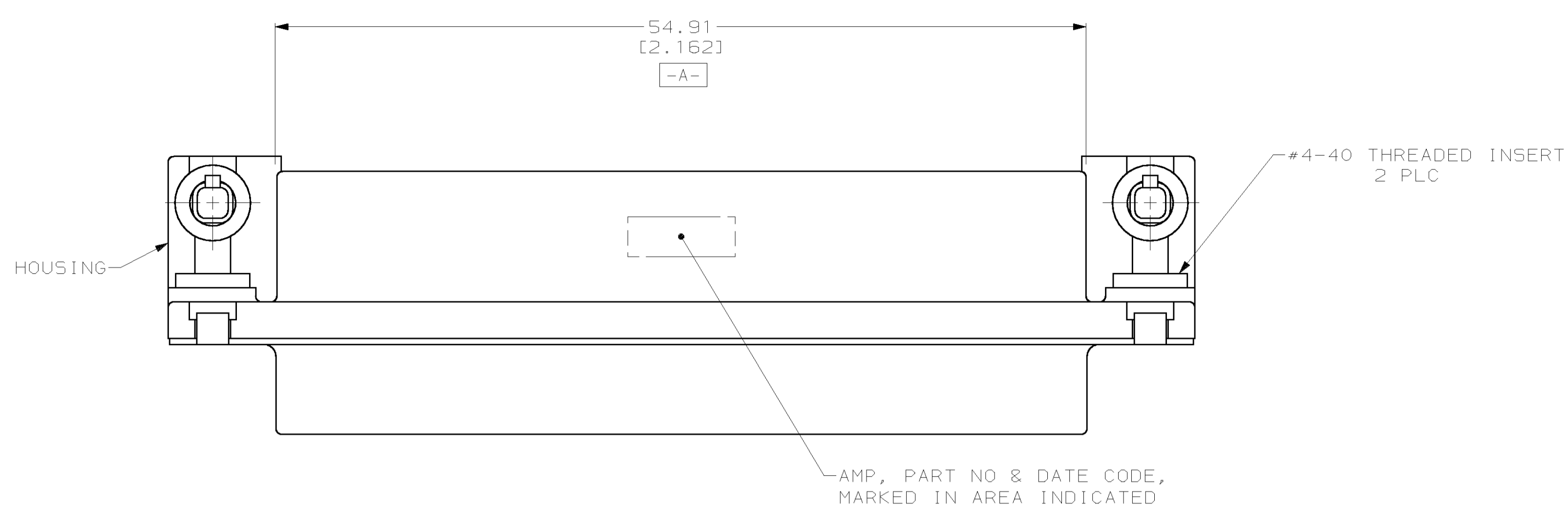
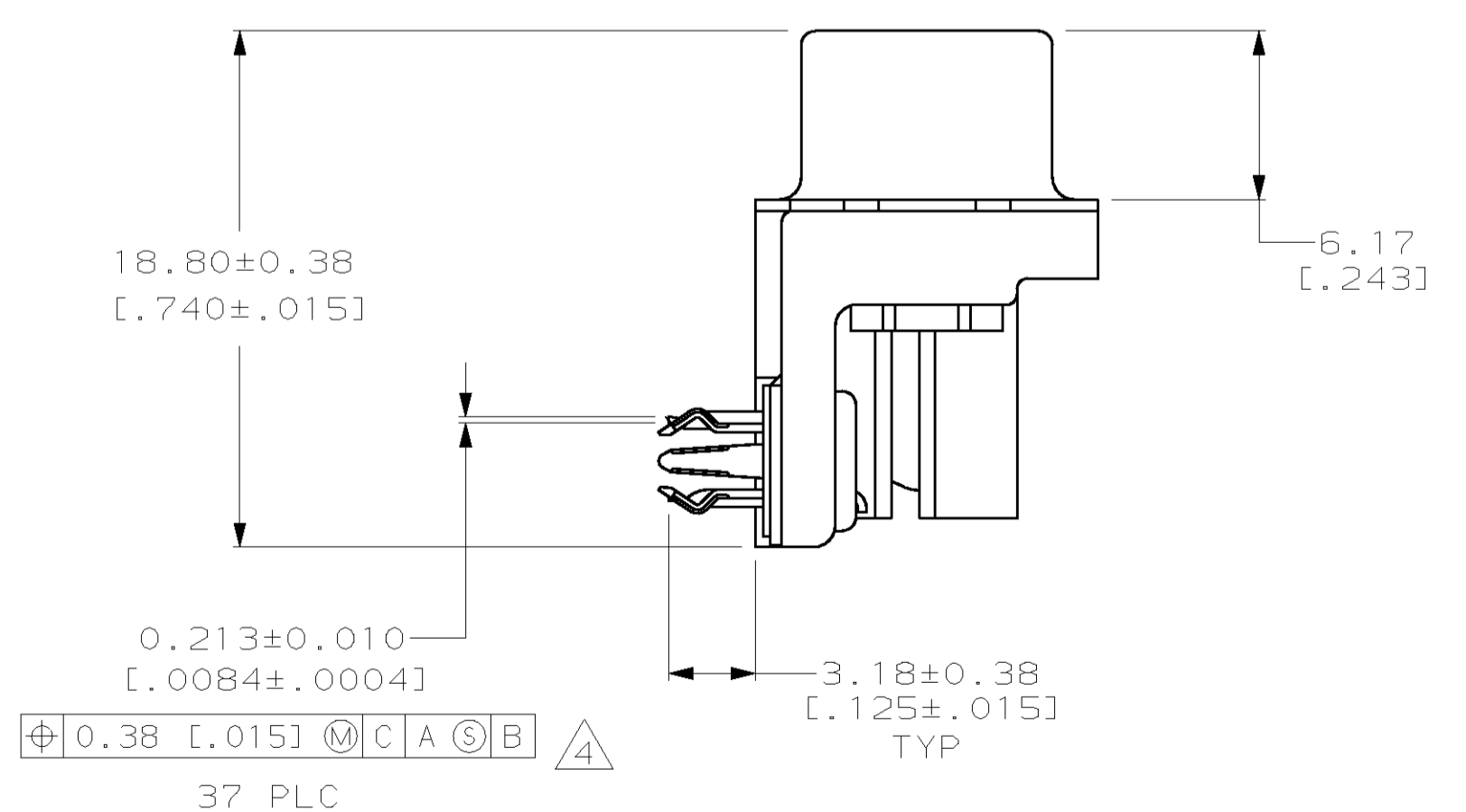
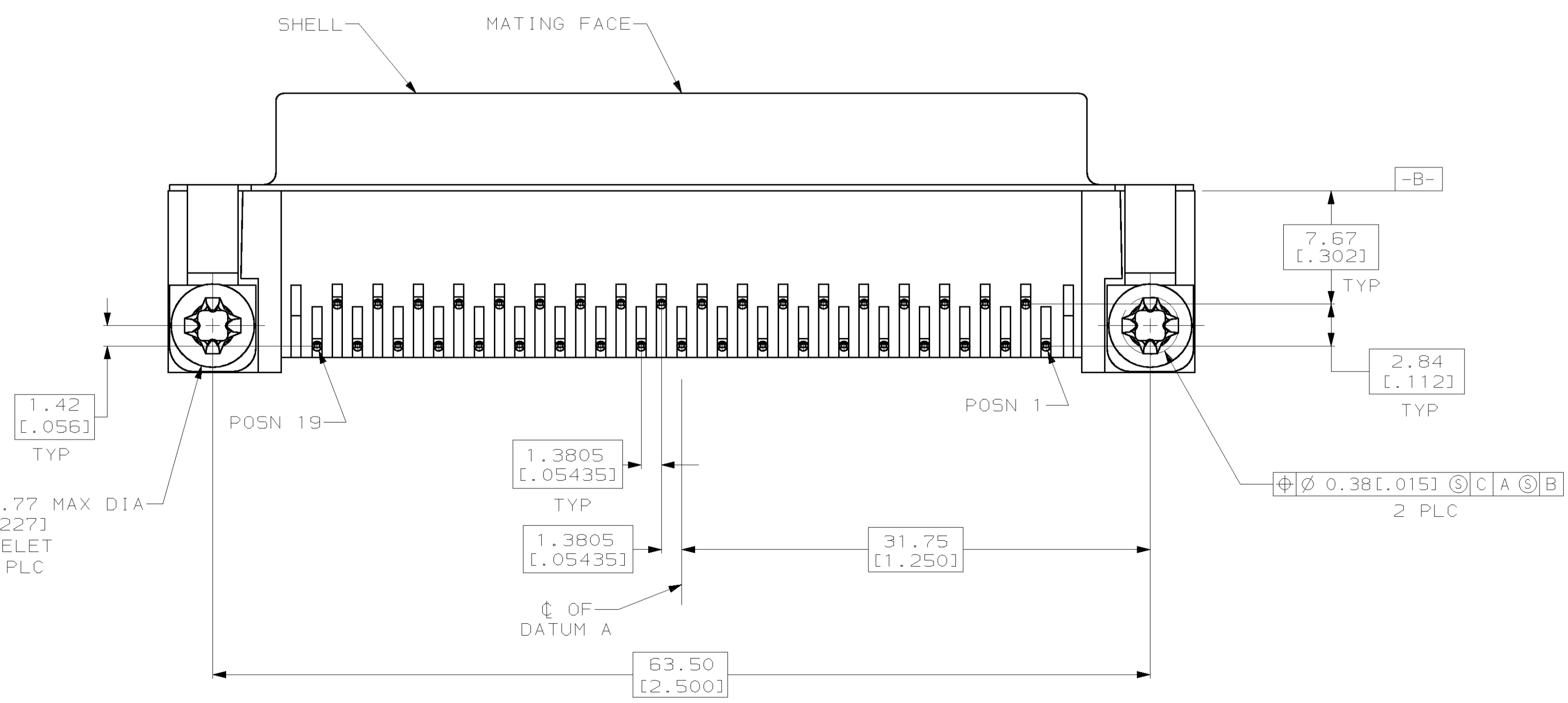
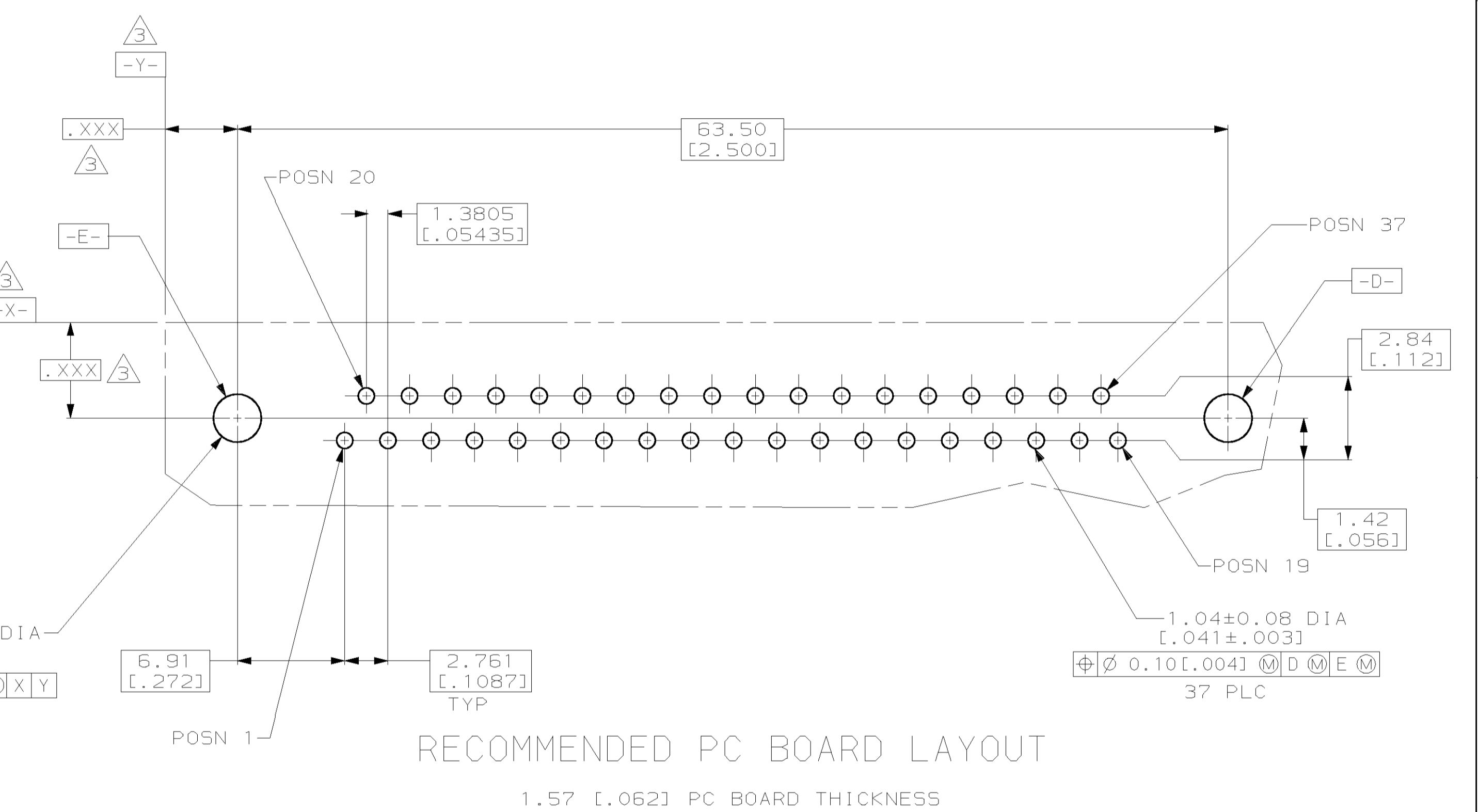
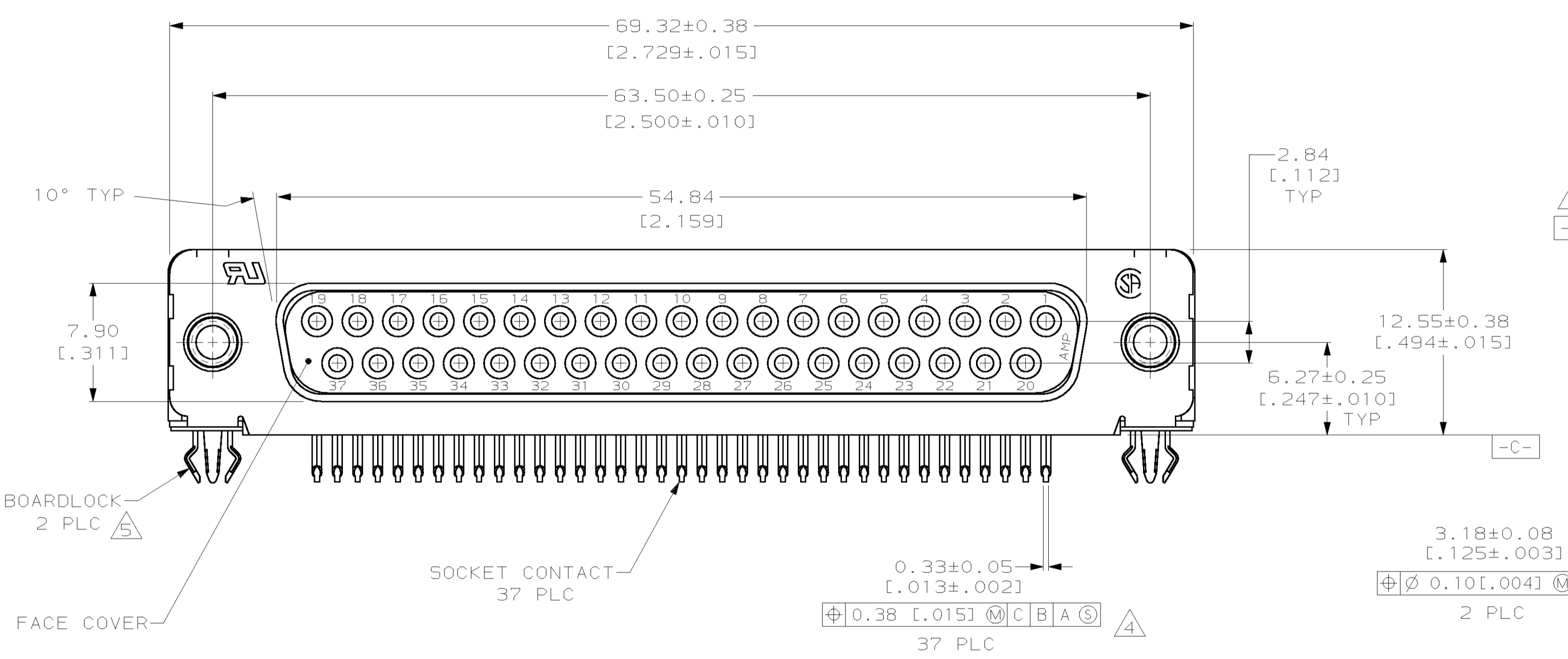


REVISONS		DATE	BY	APVD
LOC	DIST			
0	0	29 FEB 00	DB	JK
DESCRIPTION				
0 RLSE -1 PER NPR 222				



- 1 HOUSING & FACE COVER: NYLON, THERMOPLASTIC, UL 94V0 RATED, BLACK; SHELL: CARBON STEEL PER ASTM A109; SOCKET CONTACTS: PHOSPHOR BRONZE; PER 00-B-750; EYELETS: BRASS; THREADED INSERTS: ZINC; BOARDLOCKS: COPPER ALLOY.
- 2 SOCKET CONTACTS: GOLD PLATED FOR A LENGTH OF 1.27 [0.050] MIN FROM MATING END, 0.76µm [0.00030] MIN GOLD IN MATED AREA, 2.54µm [0.000100] MIN TIN OR TIN-LEAD FOR A LENGTH OF 3.56 [0.140] MIN FROM OPPOSITE END, BOTH OVER 1.27µm [0.00050] MIN NICKEL. EYELETS: 2.54µm [0.000100] MIN TIN-LEAD OR TIN OVER COPPER FLASH. SHELL: 2.54µm [0.000100] MIN TIN OVER 1.27µm [0.00050] MIN COPPER. THREADED INSERTS: CLEAR CHROMATE. BOARDLOCKS: 3.81µm [0.000150] MIN TIN-LEAD OVER 1.27µm [0.00050] MIN NICKEL.
- 3 DATUMS AND BASIC DIMENSIONS ESTABLISHED BY CUSTOMER.
- 4 POSITION TOLERANCE APPLIES AT CONTACT TIP.
- 5 BOARDLOCKS WILL ACCEPT .062 MAX PRINTED CIRCUIT BOARD THICKNESS.
- 6. COMPATIBLE WITH TYPICAL HIGH TEMPERATURE SOLDERING APPLICATIONS TO A MAXIMUM OF 225°C FOR A MAXIMUM DURATION OF 90 SECONDS. TEMPERATURE TO BE MEASURED ON CONNECTOR SURFACE.



788802-1  
PART NO

<small>THIS DRAWING IS A CONTROLLED DOCUMENT FOR AMP INCORPORATED. IT IS SUBJECT TO CHANGE AND THE CONTROLLING ENGINEERING ORGANIZATION SHALL BE CONTACTED FOR THE LATEST REVISION.</small>		DWN D. BROCKWAY 03 MAR 00 CHK J. KOPPENHEFFER 03 MAR 00 APVD J. KOPPENHEFFER	AMP Incorporated Harrisburg, PA 17105-3608
DIMENSIONS: mm (INCHES)	TOLERANCES UNLESS OTHERWISE SPECIFIED: 0 PLC ± 1 PLC ± 2 PLC ±0.13 (.005) 3 PLC ± 4 PLC ± ANGLES ±2°	NAME RCPT ASSEMBLY, SIZE 4, .318 SERIES, WITH FRONT METAL SHELL, HIGH TEMPERATURE, AMPLIMITE™ HD-20	SIZE A1
MATERIAL FINISH	WEIGHT CUSTOMER DRAWING	APPLICATION SPEC 108-40025 APPLICATION SPEC 114-40010	CAGE CODE 00779 DRAWING NO 788802 SCALE 4:1
		SHEET 1 OF 1	REV 0