


STTB 2,5-PE/N


Order No.: 3036327



<http://eshop.phoenixcontact.de/phoenix/treeViewClick.do?UID=3036327>

Feed-through modular terminal block, Cross section: 0.08 mm² - 4 mm², AWG: 28 - 12, Connection type: Spring-cage connection, Width: 5.2 mm, Color: gray, Mounting type: NS 35/7.5, NS 35/15

Commercial data

GTIN (EAN)	
sales group	A633
Pack	50 pcs.
Customs tariff	85369010
Catalog page information	Page 101 (CL-2009)

Product notes

WEEE/RoHS-compliant since:
01/01/2005



<http://www.download.phoenixcontact.com>
Please note that the data given here has been taken from the online catalog. For comprehensive information and data, please refer to the user documentation. The General Terms and Conditions of Use apply to Internet downloads.

Technical data

General

Number of levels	2
Number of connections	4
Color	gray
Insulating material	PA

Inflammability class acc. to UL 94	V0
------------------------------------	----

Dimensions

Width	5.2 mm
Length	67.5 mm
Height NS 35/7.5	47.5 mm
Height NS 35/15	55 mm

Technical data

Rated surge voltage	6 kV
Pollution degree	3
Surge voltage category	III
Insulating material group	I
Connection in acc. with standard	IEC 60947-7-1 / IEC 60947-7-2
Nominal current I_N	22 A
Nominal voltage U_N	500 V

Connection data

Conductor cross section solid min.	0.08 mm ²
Conductor cross section solid max.	4 mm ²
Conductor cross section stranded min.	0.08 mm ²
Conductor cross section stranded max.	2.5 mm ²
Conductor cross section AWG/kcmil min.	28
Conductor cross section AWG/kcmil max	12
Conductor cross section stranded, with ferrule without plastic sleeve min.	0.14 mm ²
Conductor cross section stranded, with ferrule without plastic sleeve max.	2.5 mm ²
Conductor cross section stranded, with ferrule with plastic sleeve min.	0.14 mm ²
Conductor cross section stranded, with ferrule with plastic sleeve max.	2.5 mm ²
2 conductors with same cross section, stranded, TWIN ferrules with plastic sleeve, max.	0.5 mm ²
Type of connection	Spring-cage connection
Stripping length	10 mm
Internal cylindrical gage	A3

Certificates / Approvals



Certification

CB, CSA, CUL, GOST, UL, VDE-PZI

Accessories

Item	Designation	Description
Assembly		
3030747	ATP-STTB 4	Partition plate, Length: 88.7 mm, Width: 2 mm, Height: 53 mm, Color: gray
3030459	D-STTB 2,5	End cover, Length: 67.5 mm, Width: 2.2 mm, Height: 47.5 mm, Color: gray

Bridges

3030161	FBS 2-5	Plug-in bridge, Number of positions: 2, Color: red
3030174	FBS 3-5	Plug-in bridge, Number of positions: 3, Color: red
3030187	FBS 4-5	Plug-in bridge, Number of positions: 4, Color: red
3030190	FBS 5-5	Plug-in bridge, Number of positions: 5, Color: red
3030213	FBS 10-5	Plug-in bridge, Number of positions: 10, Color: red
3030226	FBS 20-5	Plug-in bridge, Number of positions: 20, Color: red
3038930	FBS 50-5	Plug-in bridge, Number of positions: 50, Color: red

Marking

0800967	STP 5-2	Double marker carrier, snaps onto the double-level spring-cage terminal block STTB 2.5 and STTB 4, labeled with ZB 5 or ZBF 5
3030941	WST 2,5	Warning cover, 5-pos., for terminal width: 5.2 mm
0807180	ZBFM 5/OG:UNBEDRUCKT	Zack marker sheet, flat, unprinted: 120-section, 10 strips à 12 markers, sufficient for 120 terminal blocks, for all terminal blocks, pitch 5.2 mm, labeling with M-PEN or CMS system, color: orange
0803595	ZBFM 5/WH:UNBEDRUCKT	Zack marker sheet, flat, unprinted: 120-section, 10 strips à 12 markers, sufficient for 120 terminal blocks, for all terminal blocks, pitch 5.2 mm, labeling with M-PEN or CMS system, color: white
0803647	ZBFM 5:SO/CMS	Special printing, Zack marker sheet, flat, 120-section, divisible, marking according to customer requirements

Plug/Adapter

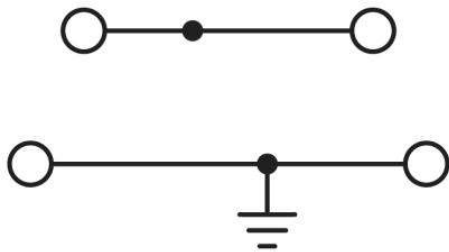
3002843	ISH 2,5/0,2	Insulation stop sleeve, Color: white
3002856	ISH 2,5/0,5	Insulation stop sleeve, Color: gray
3002869	ISH 2,5/1,0	Insulation stop sleeve, Color: black
3030925	PAI-4	Test adapter, Color: gray
3030983	PS-5	Test adapter, Color: red

Tools

1204517	SZF 1-0,6X3,5	Actuation tool, for ST terminal blocks, also suitable for use as a bladed screwdriver, size: 0.6 x 3.5 x 100 mm, 2-component grip, with non-slip grip
---------	---------------	---

Diagrams/Drawings

Circuit diagram



Address

PHOENIX CONTACT Deutschland GmbH
Flachmarktstr. 8
32825 Blomberg, Germany
Phone +49 5235 3 12000
Fax +49 5235 3 41200
<http://www.phoenixcontact.de>



© 2011 Phoenix Contact
Technical modifications reserved;