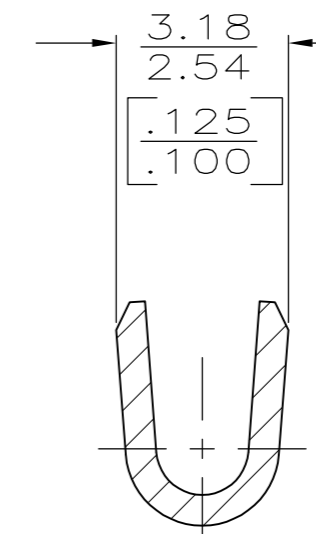
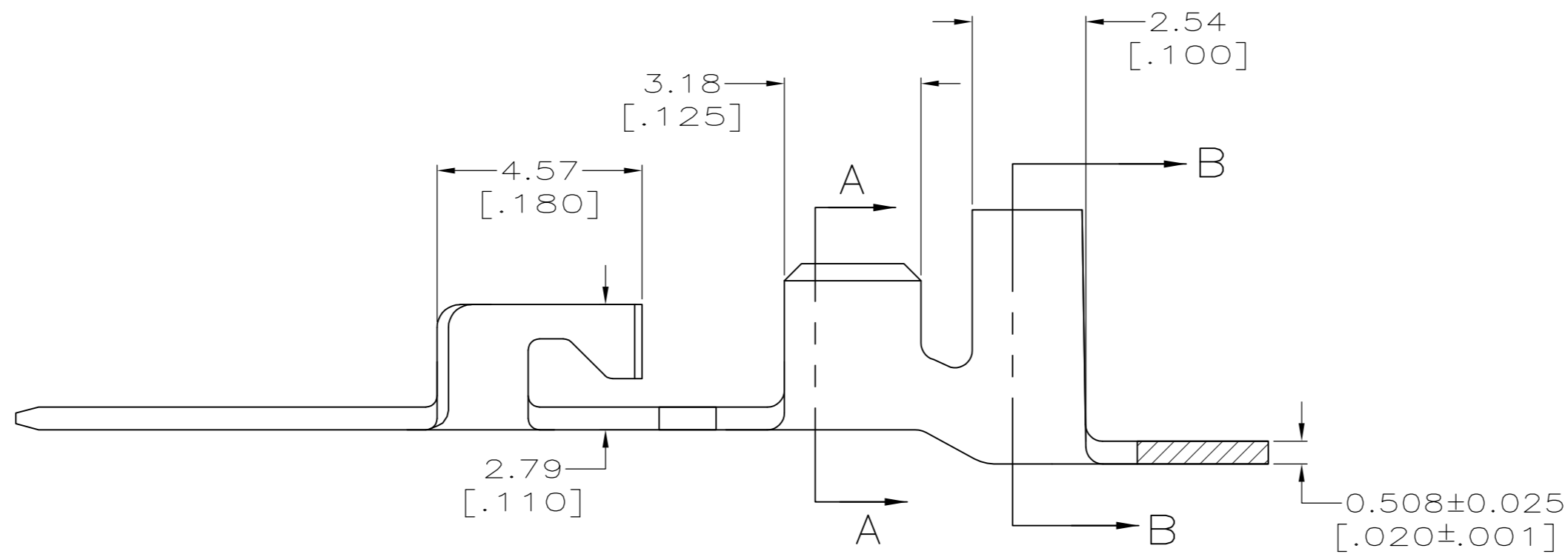
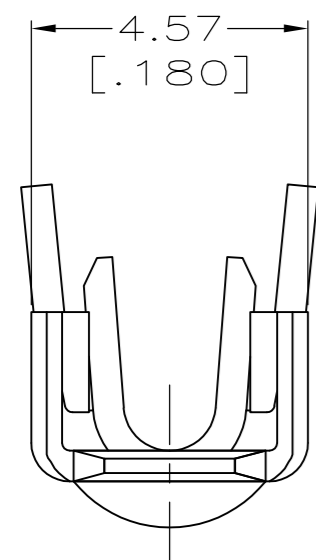
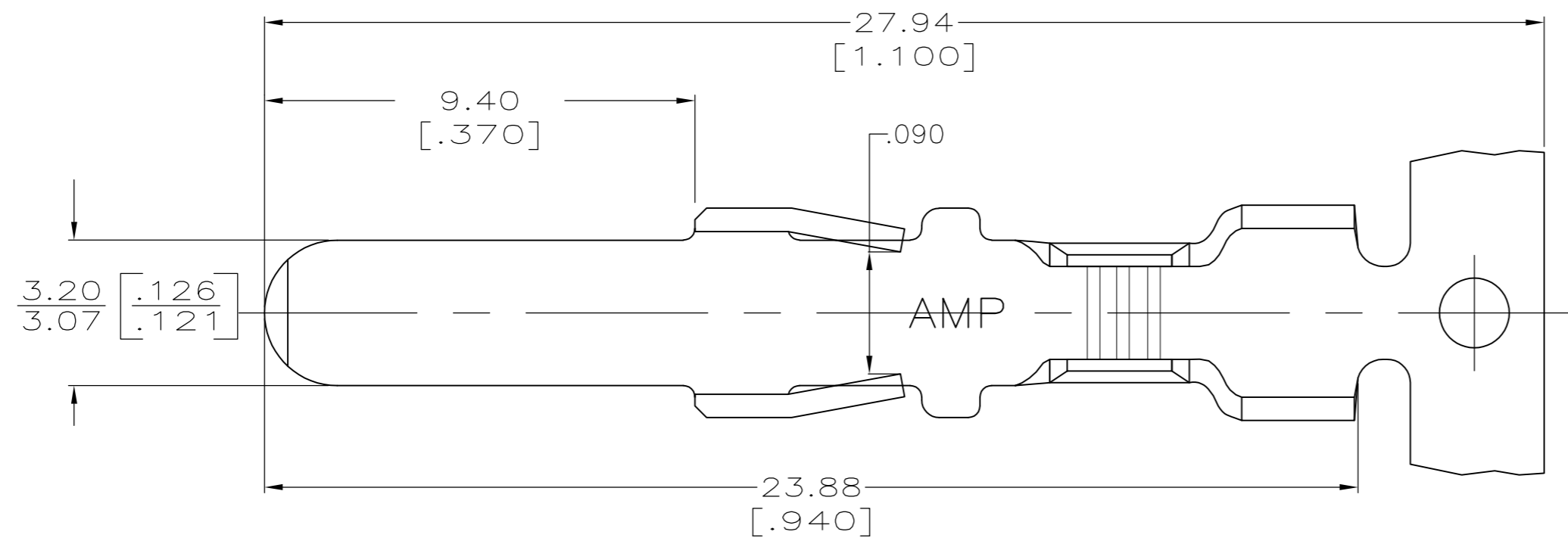


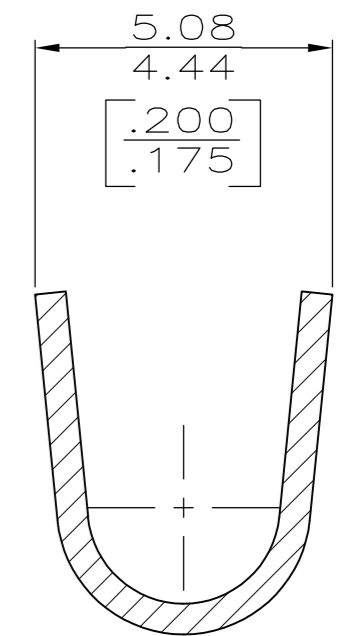
THIS DRAWING IS UNPUBLISHED. RELEASED FOR PUBLICATION
 © COPYRIGHT - By - ALL RIGHTS RESERVED.

LOC	DIST	REVISIONS					
		P	LTR	DESCRIPTION	DATE	DWN	APVD
AF	50	J1		REVISED PER ECR-12-019658	23NOV12	KH	GJ

- 1 CONTINUOUS STRIP ON REEL.
- 2 INSULATION RANGE 3.12[.123] MAX DIA.
- 3 WIRE SIZE IS 0.5-1.3mm²[#20-#16 AWG]



SECTION A-A



SECTION B-B

1217071

B

A

1217071-1
 PART NO

THIS DRAWING IS A CONTROLLED DOCUMENT.		DWN	JR RUTH	3/10/98	 TE Connectivity								
DIMENSIONS:		CHK	P FORTNEY	3/10/98									
mm [INCHES]		APVD	R KUZO	3/10/98									
TOLERANCES UNLESS OTHERWISE SPECIFIED:		PRODUCT SPEC											
0 PLC	± -	APPLICATION SPEC	114-2145		SIZE	A2	CAGE CODE	00779	DRAWING NO	C=1217071	RESTRICTED TO	-	
1 PLC	± -	MATERIAL	BRASS	FINISH	POST PLATED TIN	WEIGHT	-	SCALE	8:1	SHEET	1 OF 1	REV	J1
2 PLC	± 0.25 [.010]	CUSTOMER DRAWING											
3 PLC	± -												
4 PLC	± -												
ANGLES	± -												