

Panel feed-through terminal block - VDFK 4/K-DP - 0709220

Please be informed that the data shown in this PDF Document is generated from our Online Catalog. Please find the complete data in the user's documentation. Our General Terms of Use for Downloads are valid (<http://download.phoenixcontact.com>)



Panel feed-through terminal block, Connection method: Screw connection, Solder connection, Load current : 32 A, Cross section: 0.2 mm² - 6 mm², AWG 24 - 12, Connection direction of the conductor to plug-in direction: 0 °, Width: 10 mm, Color: gray

The illustration shows version VDFK 4/K in gray

Product Features

- Easy fixing using plastic knurled nut or quick mounting wedge
- Touch-proof insulating housing
- Universal screw connection with screw locking
- Terminal blocks can be grouped
- Spacer plates increase air and creepage distances



Key commercial data

Packing unit	1 1
Weight per Piece (excluding packing)	5.06 GRM
Custom tariff number	85369010
Country of origin	Poland

Technical data

General

Number of levels	1
Number of connections	2
Color	gray
Insulating material	PA
Inflammability class according to UL 94	V0
Rated surge voltage	6 kV
Pollution degree	3
Surge voltage category	III

Panel feed-through terminal block - VDFK 4/K-DP - 0709220

Technical data

General

Insulating material group	I
Connection in acc. with standard	IEC 60947-7-1
Nominal current I_N	32 A
Nominal voltage U_N	500 V
Open side panel	nein
Number of positions	1

Dimensions

Width	10 mm
-------	-------

Connection data

Connection side	Outside
Connection method	Screw connection
Conductor cross section solid min.	0.2 mm ²
Conductor cross section solid max.	6 mm ²
Conductor cross section stranded min.	0.2 mm ²
Conductor cross section stranded max.	4 mm ²
Conductor cross section AWG/kcmil min.	24
Conductor cross section AWG/kcmil max	10
Conductor cross section stranded, with ferrule without plastic sleeve min.	0.25 mm ²
Conductor cross section stranded, with ferrule without plastic sleeve max.	4 mm ²
Conductor cross section stranded, with ferrule with plastic sleeve min.	0.25 mm ²
Conductor cross section stranded, with ferrule with plastic sleeve max.	4 mm ²
2 conductors with same cross section, solid min.	0.2 mm ²
2 conductors with same cross section, solid max.	1.5 mm ²
2 conductors with same cross section, stranded min.	0.2 mm ²
2 conductors with same cross section, stranded max.	1.5 mm ²
2 conductors with same cross section, stranded, ferrules without plastic sleeve, min.	0.25 mm ²
2 conductors with same cross section, stranded, ferrules without plastic sleeve, max.	1.5 mm ²
2 conductors with same cross section, stranded, TWIN ferrules with plastic sleeve, min.	0.5 mm ²
2 conductors with same cross section, stranded, TWIN ferrules with plastic sleeve, max.	1.5 mm ²
Stripping length	8 mm
Internal cylindrical gage	A4
Screw thread	M3
Tightening torque, min	0.6 Nm
Tightening torque max	0.8 Nm

Panel feed-through terminal block - VDFK 4/K-DP - 0709220

Technical data

Connection data

Connection side	Inside
Connection method	Solder connection

Classifications

eCl@ss

eCl@ss 4.0	27141131
eCl@ss 4.1	27141131
eCl@ss 5.0	27141134
eCl@ss 5.1	27141134
eCl@ss 6.0	27141134
eCl@ss 7.0	27141134
eCl@ss 8.0	27141134

ETIM

ETIM 2.0	EC001283
ETIM 3.0	EC001283
ETIM 4.0	EC001283
ETIM 5.0	EC001283

UNSPSC

UNSPSC 6.01	30211811
UNSPSC 7.0901	39121410
UNSPSC 11	39121410
UNSPSC 12.01	39121410
UNSPSC 13.2	39121410

Approvals

Approvals

Approvals

CSA / CSA / UL Recognized / KEMA-KEUR / cUL Recognized / IECCEB CB Scheme / GOST / GOST / cULus Recognized


Ex Approvals


Panel feed-through terminal block - VDFK 4/K-DP - 0709220


Approvals


Approvals submitted

Approval details

CSA 	
mm ² /AWG/kcmil	28-10
Nominal current I _N	30 A
Nominal voltage U _N	300 V

CSA 			
		B	D
mm ² /AWG/kcmil	28-10	28-10	28-10
Nominal current I _N	30 A	30 A	10 A
Nominal voltage U _N	300 V	300 V	300 V

UL Recognized 			
	B	C	D
mm ² /AWG/kcmil	30-10	30-10	30-10
Nominal current I _N	30 A	30 A	10 A
Nominal voltage U _N	300 V	150 V	300 V

KEMA-KEUR 	
mm ² /AWG/kcmil	4
Nominal current I _N	32 A
Nominal voltage U _N	500 V

Panel feed-through terminal block - VDFK 4/K-DP - 0709220

Approvals

cUL Recognized

	B	C	D
mm ² /AWG/kcmil	30-10	30-10	30-10
Nominal current I _N	30 A	30 A	10 A
Nominal voltage U _N	300 V	150 V	300 V

IECEE CB Scheme

mm ² /AWG/kcmil	4
Nominal current I _N	32 A
Nominal voltage U _N	500 V

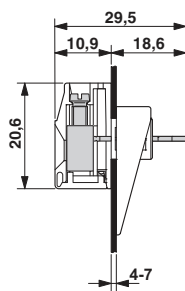
GOST

GOST

cULus Recognized

Drawings

Dimensioned drawing



Dimensioned drawing

