

## Flush-type connector - SACC-DSI-M12FS-8CON-M16/0,5 - 1419690

Please be informed that the data shown in this PDF Document is generated from our Online Catalog. Please find the complete data in the user's documentation. Our General Terms of Use for Downloads are valid (<http://phoenixcontact.com/download>)



Sensor/actuator flush-type socket, 8-pos., M12 SPEEDCON, rear/screw mounting with M16 thread, with 0.5 m TPE litz wire, 8 x 0.25 mm<sup>2</sup>



### Key Commercial Data

Packing unit	1 pc
Weight per Piece (excluding packing)	40.0 g
Custom tariff number	85444290
Country of origin	Germany

### Technical data

#### Dimensions

Length of cable	0.5 m
-----------------	-------

#### Ambient conditions

Ambient temperature (operation)	-25 °C ... 85 °C (Plug / socket)
Degree of protection	IP65
	IP67

#### General

Note	The electrical and mechanical data specified assume that the connector pair is correctly locked and mounted. If the connector is unlocked and if there is a danger of contamination, the connector must be sealed using a protective cap > IP54. Influences arising from litz wires, cables or PCB assembly must also be taken into consideration.
Rated current at 40°C	2 A
Rated voltage	30 V
Rated surge voltage	0.8 kV
Number of positions	8
Insulation resistance	≥ 100 MΩ

# Flush-type connector - SACC-DSI-M12FS-8CON-M16/0,5 - 1419690

## Technical data

### General

Coding	A - standard
Standards/regulations	M12 connector IEC 61076-2-101
Signal type/category	Universal
Status display	No
Overvoltage category	II
Pollution degree	3
Connection method	Individual wires
Insertion/withdrawal cycles	> 100
Torque	3 Nm ... 4 Nm (Installation-side)
Mounting type	Rear mounting M16 x 1.5 With flat nut

### Material

Flammability rating according to UL 94	V0
Contact material	CuZn
Contact surface material	Au
Contact carrier material	PA 66
Material, knurls	Zinc die-cast, nickel-plated
Sealing material	FKM

### Cable

Cable type	TPE litz wire
Conductor cross section	0.25 mm <sup>2</sup>
AWG signal line	24
Conductor structure signal line	14x 0.15 mm
Core diameter including insulation	1.15 mm ±0.07 mm
Thickness, insulation	0.21 mm
Wire colors	Brown, blue, white, gray, pink, red, yellow, green
Material conductor insulation	TPE
Conductor material	Tin-plated Cu litz wires
Insulation resistance	≥ 20 MΩ*km
Conductor resistance	≤ 80 mΩ/m
Nominal voltage, cable	300 V
Test voltage, cable	2000 V AC
Ambient temperature (operation)	-40 °C ... 85 °C (cable, fixed installation)
	-25 °C ... 85 °C (cable, flexible installation)

### Standards and Regulations

Standard designation	M12 connector
Standards/regulations	IEC 61076-2-101

# Flush-type connector - SACC-DSI-M12FS-8CON-M16/0,5 - 1419690

## Technical data

### Standards and Regulations

Flammability rating according to UL 94	V0
--	----

## Classifications

### eCl@ss

eCl@ss 4.0	27140815
eCl@ss 4.1	27140815
eCl@ss 5.0	27143423
eCl@ss 5.1	27143423
eCl@ss 6.0	27279220
eCl@ss 7.0	27440103
eCl@ss 8.0	27440103

### ETIM

ETIM 2.0	EC001297
ETIM 3.0	EC002061
ETIM 4.0	EC002061
ETIM 5.0	EC002061

### UNSPSC

UNSPSC 6.01	31251501
UNSPSC 7.0901	31251501
UNSPSC 11	31251501
UNSPSC 12.01	31251501
UNSPSC 13.2	39121413

## Approvals

### Approvals

---

Approvals

UL Recognized / EAC

---

Ex Approvals

---

Approvals submitted

# Flush-type connector - SACC-DSI-M12FS-8CON-M16/0,5 - 1419690

## Approvals

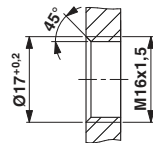
### Approval details

UL Recognized	
mm <sup>2</sup> /AWG/kcmil	26-20
Nominal current I <sub>N</sub>	2 A
Nominal voltage U <sub>N</sub>	30 V

EAC
-----

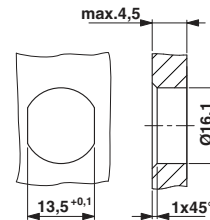
## Drawings

Dimensional drawing



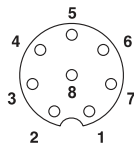
Housing cutout for M16 fastening thread, mounting panel with thread

Dimensional drawing



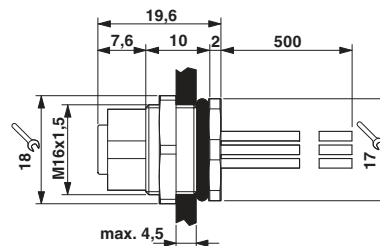
Housing cutout for M16 fastening thread, mounting panel with feed-through hole (alternatively with area as anti-rotation protection for panel thicknesses > 2 mm up to max. 4.5 mm)

Schematic diagram



Pin assignment M12 socket, 8-pos., A-coded, view female side


Dimensional drawing



M12 flush-type socket

## Flush-type connector - SACC-DSI-M12FS-8CON-M16/0,5 - 1419690

Circuit diagram



Contact assignment of the M12 socket

---

Phoenix Contact 2015 © - all rights reserved  
<http://www.phoenixcontact.com>