

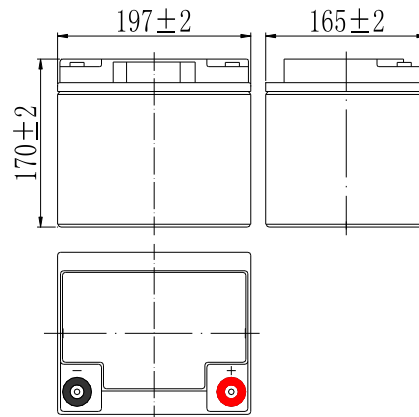
BW 12500 DC (12V50Ah)

SPECIFICATIONS

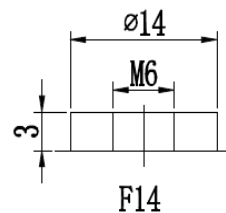
Nominal Voltage		12 V						
Capacity (25°C)	20HR	50 Ah						
	5HR	39.5 Ah						
	1HR	27.8 Ah						
Dimension	Length	197±2mm (7.76inch)						
	Width	165±2mm (6.50inch)						
	Height	170±2mm (6.69inch)						
	Total Height	170±2mm (6.69inch)						
Approx. Weight		13.3kg (29.26lbs) ± 4%						
Terminal type		NB or M6						
Internal resistance (Fully charged, 25°C)		Approx. 8m Ω						
Capacity affected by temperature (20HR)	40°C	102%						
	25°C	100%						
	0°C	85%						
	-15°C	65%						
Self-discharge (25°C)	3 month	Remaining Capacity: 91%						
	6 month	Remaining Capacity: 82%						
	12 month	Remaining Capacity: 65%						
Nominal operating temperature		25°C ± 3°C (77°F ± 5°F)						
Operating temperature range	Discharge	-15°C ~ 50°C (5°F ~ 122°F)						
	Charge	-10°C ~ 50°C (14°F ~ 122°F)						
	Storage	-20°C ~ 50°C (-4°F ~ 122°F)						
Float charging voltage(25°C)		13.50 to 13.80V Temperature compensation: -18mV/°C						
Cyclic charging voltage(25°C)		14.50 to 15.00V Temperature compensation: -30mV/°C						
Maximum charging current		13.5A						
Maximum discharge current		450 A(5 sec.)						
Designed floating life(20°C)		10 years						
Component	Positive plate	Negative plate	Container	Cover	Separator	Electrolyte	Safety valve	Terminal
Raw material	Lead dioxide	Lead	ABS	ABS	AGM	Sulfuric acid	Rubber	Copper



DIMENSIONS



TERMINAL



CONSTRUCTION

CONSTANT CURRENT DISCHARGE CHARACTERISTICS (A, 25°C)

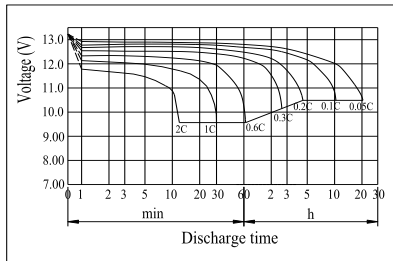
F.V/TIME	10min	15min	30min	60min	2h	3h	4h	5h	8h	10h	20h
9.60V	98.1	75.6	45.2	27.8	16.4	11.7	9.46	8.08	5.55	4.58	2.43
9.90V	95.2	73.8	44.3	27.4	16.3	11.6	9.40	8.03	5.52	4.57	2.42
10.2V	91.2	71.1	43.0	26.7	16.2	11.6	9.33	7.98	5.48	4.56	2.42
10.5V	87.3	68.6	41.9	26.1	16.0	11.5	9.27	7.92	5.45	4.53	2.40
10.8V	82.4	65.0	40.4	25.3	15.6	11.1	8.99	7.68	5.28	4.50	2.39

CONSTANT POWER DISCHARGE CHARACTERISTICS (WATT, 25°C)

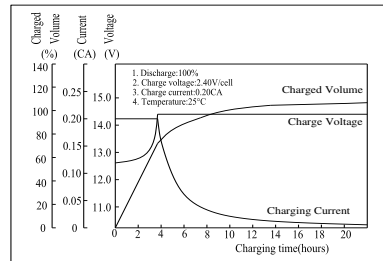
F.V/TIME	10min	15min	30min	60min	2h	3h	4h	5h	8h	10h	20h
9.60V	1059	830	507	317	190	138	111	95.5	66.0	54.7	29.1
9.90V	1028	810	497	312	189	137	111	94.9	65.6	54.6	29.1
10.2V	985	780	482	304	188	136	110	94.3	65.1	54.4	29.0
10.5V	943	754	470	298	185	135	109	93.6	64.7	54.1	28.8
10.8V	890	714	453	289	180	131	106	90.8	62.7	53.7	28.6

Note: The above characteristics data can be obtained within three charge/discharge cycles.

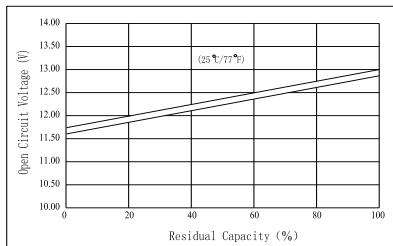
Discharge Characteristics (25°C)



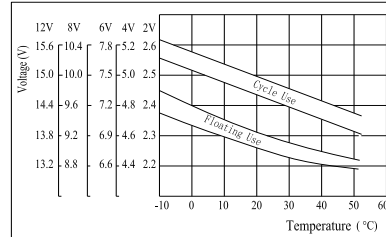
Charging Characteristics (25°C)



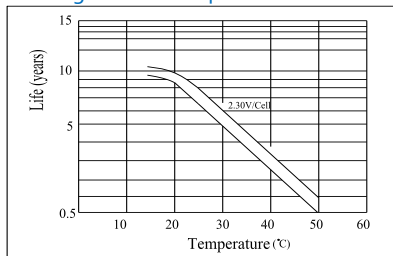
The Relationship for Open Circuit Voltage and Residual Capacity (25°C)



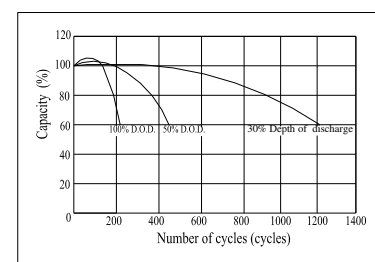
The Relationship for Charging Voltage and Temperature



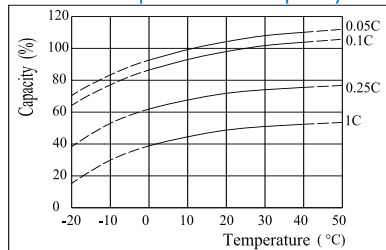
Floating Life on Temperature



Cycle Life on D.O.D (25°C)



Effect of Temperature on Capacity



Self-discharge Characteristics

