

## TERMSERIES TRS 24-230VUC 2CO

**Weidmüller Interface GmbH & Co. KG**  
 Klingenbergstraße 16  
 D-32758 Detmold  
 Germany  
 Fon: +49 5231 14-0  
 Fax: +49 5231 14-292083  
 www.weidmueller.com



TERMSERIES relay module, complete modules consisting of

a relay and a base with AC/DC/UC coils, available in different versions:

- With screw and tension-clamp connection
- AgNi contact, optionally with hard gold-plated contacts
- 1 and 2 COs
- Optionally with multiple-voltage input: 24...230 V UC
- With various protective circuits in the input (free-wheel diode, RC element)
- Illuminated ejection lever

### General ordering data

Type	TRS 24-230VUC 2CO
Order No.	<a href="#">1123580000</a>
Version	TERMSERIES, Relay module, No. of contacts: 2 CO contact AgNi, Rated control voltage: 24...230 V UC $\pm 10\%$ , Continuous current: 8 A, Screw connection
GTIN (EAN)	4032248905638
Qty.	10 pc(s).

**TERMSERIES**  
**TRS 24-230VUC 2CO**

**Weidmüller Interface GmbH & Co. KG**  
 Klingenbergstraße 16  
 D-32758 Detmold  
 Germany  
 Fon: +49 5231 14-0  
 Fax: +49 5231 14-292083  
 www.weidmueller.com

**Technical data****Dimensions and weights**

Width	12.8 mm	Width (inches)	0.504 inch
Height	89.6 mm	Height (inches)	3.528 inch
Depth	87.8 mm	Depth (inches)	3.457 inch
Net weight	61 g		

**Temperatures**

Humidity	5–95% rel. humidity, $T_u = 40^\circ\text{C}$ , no condensation	Operating temperature, max.	40 °C
Operating temperature, min.	-40 °C	Storage temperature, max.	85 °C
Storage temperature, min.	-40 °C	Operating temperature	-40 °C...40 °C
Storage temperature	-40 °C...85 °C		

**Input**

Rated control voltage	24...230 V UC $\pm$ 10 %	Rated current AC	6 mA @ 230 V UC
Rated current DC	45 mA @ 24 VUC	Power rating	1.08 W @ 24 V UC, 1.38 W @ 230 V UC
Pull-in/drop-out voltage, typ.	18.5 V / 7 V AC 17.5 V / 5 V DC	Pull-in/drop-out current, typ.	42 mA / 14 mA AC 38 mA / 10 mA DC
Status indicator	Green LED	Protective circuit	Rectifier
Coil voltage of the replacement relay deviating from the rated control voltage	Yes	Coil voltage of the replacement relay	24 V DC

**Output**

Rated switching voltage	250 V AC	Max. switching voltage, AC	250 V
Max. switching voltage, DC	250 V	Continuous current	8 A
Inrush current	15 A / 4 s	AC switching capacity (resistive), max.	2000 VA
DC switching capacity (resistive), max.	192 W @ 24 V	Switch-on delay	< 40 ms
Switch-off delay	< 100 ms	Min. switching power	10 mA @ 10 V, 100 mA @ 5 V
Max. switching frequency at rated load	0.1 Hz		

**Contact data**

Contact type	2 CO contact (AgNi)	Mechanical service life	30 x 10 <sup>6</sup> switching cycles
--------------	---------------------	-------------------------	---------------------------------------

**General data**

Mounting rail	TS 35	Test button	No
Mechanical switch position indicator	No		

**Insulation coordination**

Rated voltage	300 V	Surge voltage category	III
Pollution severity	2	Protection degree	IP20
Dielectric strength input – output	1.2 kV <sub>eff</sub> / 5 s	Creepage and clearance distance input – output	$\geq$ 5.5 mm
Dielectric strength of neighbouring contacts	2.5 kV <sub>eff</sub>	Dielectric strength of open contact	1 kV <sub>eff</sub> / 1 min
Dielectric strength to mounting rail	4 kV <sub>eff</sub> / 1 min.	Impulse withstand voltage	6 kV (1.2/50 $\mu$ s)

**TERMSERIES**  
**TRS 24-230VUC 2CO**

**Weidmüller Interface GmbH & Co. KG**  
 Klingenbergstraße 16  
 D-32758 Detmold  
 Germany  
 Fon: +49 5231 14-0  
 Fax: +49 5231 14-292083  
 www.weidmueller.com

**Technical data****Further details of approvals / standards**

Standards	EN 50178, EN 55011, EN 61000-6-1, 2, 4	Certificate No. (DNVGL)	TAA00001E5
Certificate no. (cULus)	E141197		

**Connection data**

Wire connection method	Screw connection	Stripping length, rated connection	8 mm
Tightening torque, max.	0.4 Nm	Clamping range, rated connection	1.5 mm <sup>2</sup>
Clamping range, min.	0.14 mm <sup>2</sup>	Clamping range, max.	2.5 mm <sup>2</sup>
Wire connection cross section AWG, min.	AWG 26	Wire connection cross section AWG, max.	AWG 14
Wire cross-section, solid, min.	0.14 mm <sup>2</sup>	Wire cross-section, solid, max.	2.5 mm <sup>2</sup>
Wire connection cross-section, finely stranded, min.	0.14 mm <sup>2</sup>	Wire connection cross section, finely stranded, max.	2.5 mm <sup>2</sup>
Wire cross-section, finely stranded, min. (AWG)	AWG 26	Wire cross-section, finely stranded, max. (AWG)	AWG 14
Wire connection cross-section, finely stranded with wire-end ferrules DIN 46228/4, min.	0.25 mm <sup>2</sup>	Wire connection cross-section, finely stranded with wire-end ferrules DIN 46228/4, max.	2.5 mm <sup>2</sup>
Conductor cross-section, flexible, AEH (DIN 46228-1), min.	0.25 mm <sup>2</sup>	Conductor cross-section, flexible, AEH (DIN 46228-1), max.	2.5 mm <sup>2</sup>
Wire connection cross section, finely stranded, two clampable wires, min.	0.5 mm <sup>2</sup>	Wire cross-section, finely stranded, two clampable wires, max.	1 mm <sup>2</sup>
Twin wire-end ferrules, min.	0.5 mm <sup>2</sup>	Twin wire-end ferrules, max.	1 mm <sup>2</sup>
Blade size	size PHO	Gauge to IEC 60947-1	A1, B1

**Rated data UL**

Ambient temperature (operational), max. 40 °C	Connection cross-section AWG, min.	AWG 26
Connection cross-section AWG, max.	Type of conductor	rigid copper conductor, flexible copper conductor
Tightening torque, max.	Pollution severity level	2

**Classifications**

ETIM 5.0	EC001437	ETIM 6.0	EC001437
eClass 6.2	27-37-16-01	eClass 7.1	27-37-16-01
eClass 8.1	27-37-16-01	eClass 9.0	27-37-16-01
eClass 9.1	27-37-16-01		

**Product information**

Descriptive text ordering data	Spare relay Type: RCL424024 Orderno.: 4058570000
Descriptive text technical data	Accessories and dimensional drawings: refer to the TERMSERIES Accessories page.

**Approvals**

Approvals



ROHS Conform

Creation date April 13, 2018 10:18:51 PM CEST

Catalogue status 06.04.2018 / We reserve the right to make technical changes.

**Data sheet****TERMSERIES  
TRS 24-230VUC 2CO****Weidmüller Interface GmbH & Co. KG**  
Klingenbergstraße 16  
D-32758 Detmold  
Germany  
Fon: +49 5231 14-0  
Fax: +49 5231 14-292083  
www.weidmueller.com**Technical data****Downloads**

---

Approval/Certificate/Document of Conformity	<a href="#">DE_PA5600_160229_001.pdf</a>
Brochure/Catalogue	<a href="#">CAT 4.2 ELECTR 15/16 EN</a>
Engineering Data	<a href="#">EPLAN, WSCAD, Zuken E3.S</a>
Engineering Data	<a href="#">STEP</a>
User Documentation	<a href="#">Operating Instructions</a>

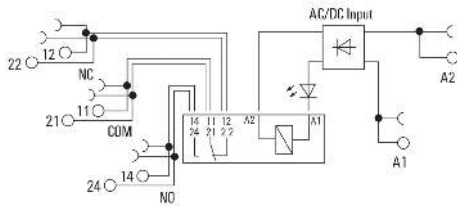
---

**TERMSERIES  
TRS 24-230VUC 2CO**

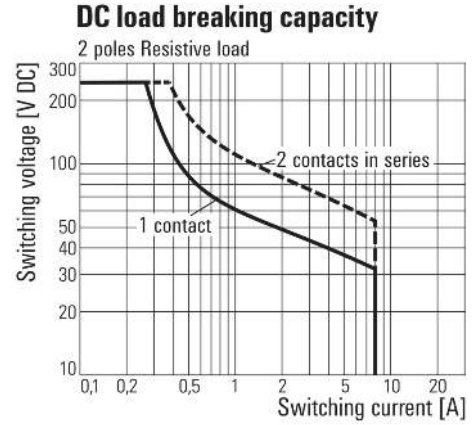
**Weidmüller Interface GmbH & Co. KG**  
 Klingenbergstraße 16  
 D-32758 Detmold  
 Germany  
 Fon: +49 5231 14-0  
 Fax: +49 5231 14-292083  
 www.weidmueller.com

**Drawings**

**Wiring diagram**

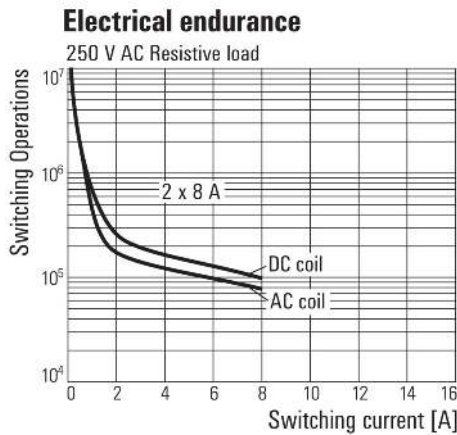


**Graph**



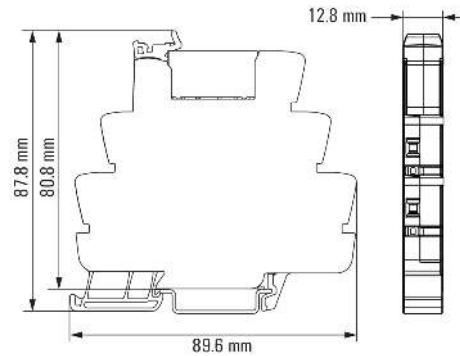
DC load limit curve  
 Resistive load

**Graph**



Electrical service life  
 230 V AC resistive load  
 230 V AC resistive load

**Dimensional drawing**

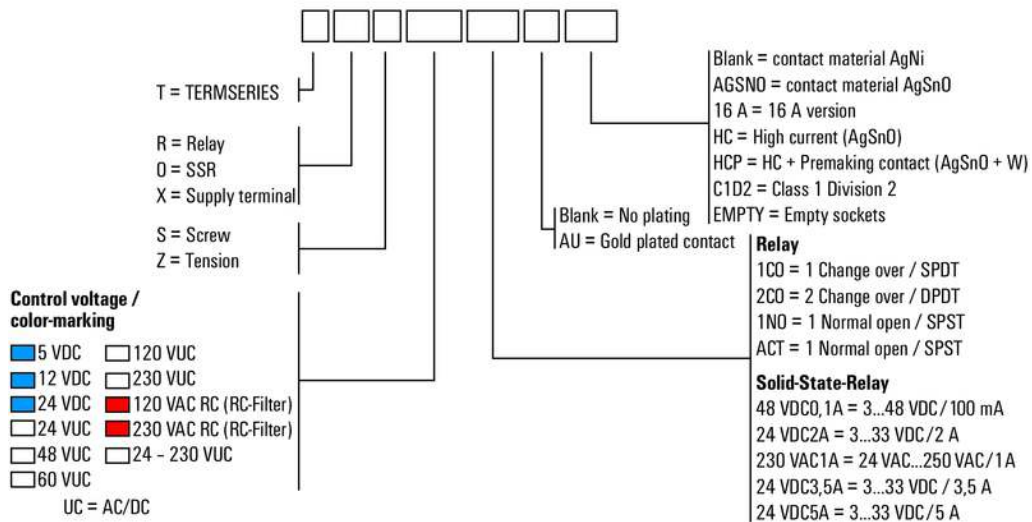


**TERMSERIES  
TRS 24-230VUC 2CO**

**Weidmüller Interface GmbH & Co. KG**  
 Klingenbergstraße 16  
 D-32758 Detmold  
 Germany  
 Fon: +49 5231 14-0  
 Fax: +49 5231 14-292083  
 www.weidmueller.com

**Drawings**

**Miscellaneous**



Type codes