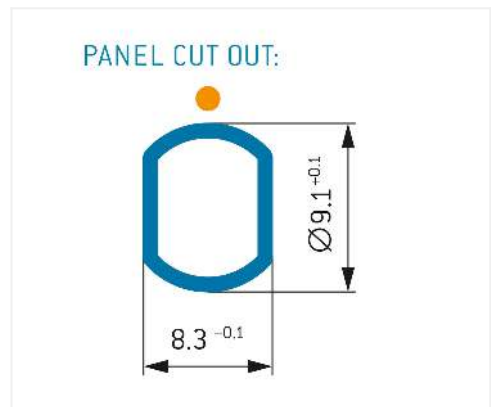




General information

|                   |                     |
|-------------------|---------------------|
| Part number       | ADOLOC-P04MFG0-0000 |
| Termination       | solder              |
| Size              | 0                   |
| Locking principle | break               |
| Coding            | 0_key               |
| Cable outlet      | standard            |



Contact insert description

|                      |              |
|----------------------|--------------|
| Number of contacts   | 4            |
| Contact type         | pins         |
| Contact diameter     | 07mm         |
| Insulator material   | peek         |
| Wire cross section   | 22_awg       |
| Termination          | solder       |
| Termination diameter | 085mm        |
| Data transmission    | ethernet_100 |

reverse\_gender\_on\_request

Technical information

|  |          |               |
|--|----------|---------------|
| Max. creepage and air clearance distance | 06_mm    | 08_mm         |
| Nominal current single contact           | 075_a    | iec_60512_5_2 |
| Nominal current insert                   | 7,5 A    | vde_0298_4    |
| Test voltage                             | 09_kv_ac | sae_13441     |

safety\_text

## Mechanical and environmental data

|                       |      |
|-----------------------|------|
| Degree of protection* | ip68 |
|-----------------------|------|

|                       |          |
|-----------------------|----------|
| Operating temperature | 40_120_c |
|-----------------------|----------|

|               |      |
|---------------|------|
| Mating cycles | 5000 |
|---------------|------|

unmated

## Material and surface treatments

|         |          |
|---------|----------|
| Housing | m_chrome |
|---------|----------|

|         |               |
|---------|---------------|
| Contact | cu_alloy_gold |
|---------|---------------|

data\_text

safety\_text\_2

data\_text

ul\_text

illustrative\_text