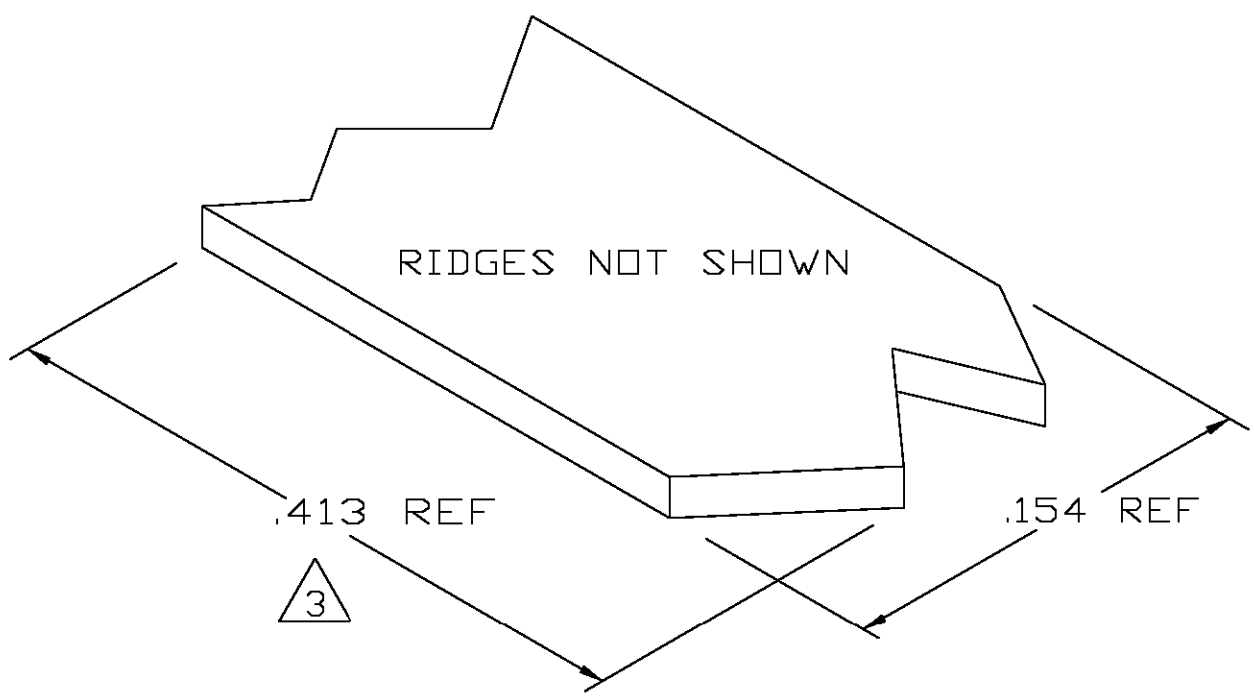
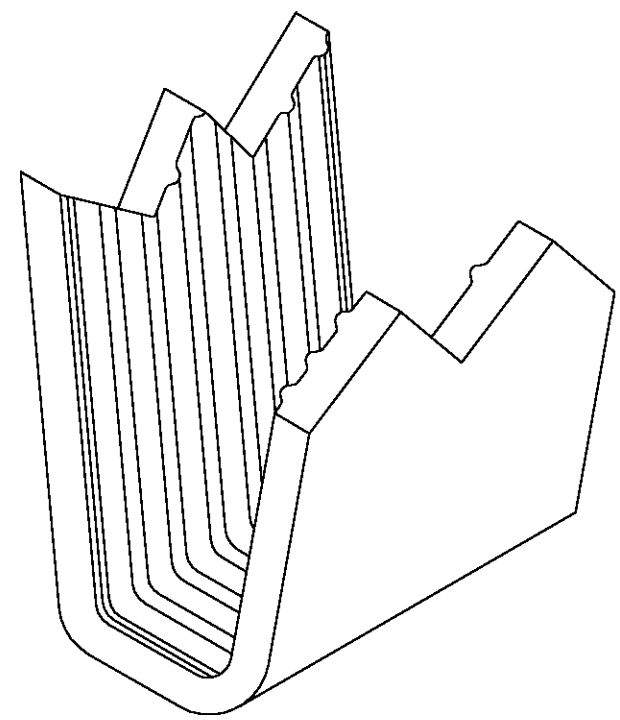
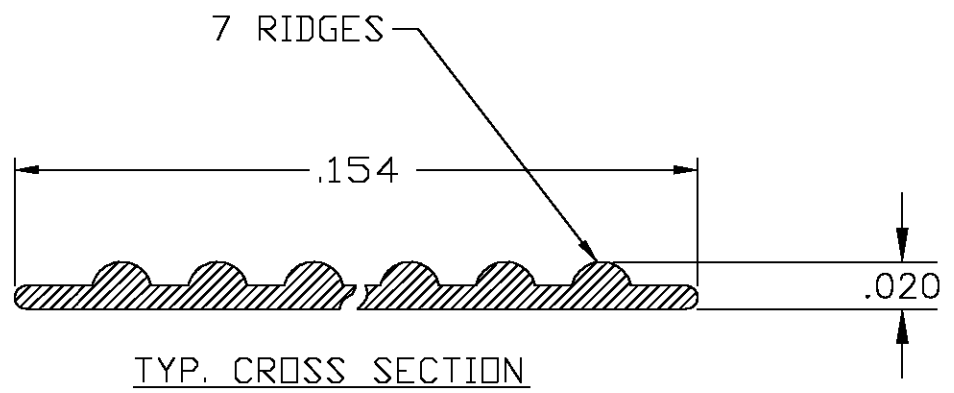


THIS DRAWING IS UNPUBLISHED. RELEASED FOR PUBLICATION
 © COPYRIGHT BY TYCO ELECTRONICS CORPORATION. ALL RIGHTS RESERVED.

LOC	DIST	REVISIONS			
P	LTR	DESCRIPTION	DATE	DWN	APVD
AF	50	0	TRANSFERED TO TYCO FORMAT	06FEB03	MF EH



- 1 CRIMPBAND MATERIAL PROVIDED IN CONTINUOUS STRIP.
- 2 REFERENCE DESCRIPTIVE PART NUMBER L092/125D20A.
- 3 BLANK LENGTH DETERMINED BY 092/125 TOOLSET.



PARTIAL FORMED VIEW (REF)
FORMED BY APPLICATION TOOLING

1601680-1
PART NUMBER

THIS DRAWING IS A CONTROLLED DOCUMENT.		DWN MICHAEL S. FEHER 06FEB2003	Tyco Electronics Corporation Harrisburg, PA 17105-3608		
DIMENSIONS: INCHES		CHK EDWARD HOWARD 06FEB2003	NAME -		
TOLERANCES UNLESS OTHERWISE SPECIFIED:		APVD EDWARD HOWARD 06FEB2003	PRODUCT SPEC -		
0 PLC ± - 1 PLC ± - 2 PLC ± - 3 PLC ± .005 4 PLC ± - ANGLES ± -		APPLICATION SPEC -		RESTRICTED TO -	
MATERIAL UNS C72500 CU-NI ALLOY		FINISH NONE	WEIGHT -	SIZE A3	CAGE CODE 00779
CUSTOMER DRAWING			DRAWING NO C-1601680	SCALE 1:1	SHEET 1 OF 1
			REV 0		