



ANATECH ELECTRONICS INC
RF & Microwave Filters & Products

1230 MHz / 1585 MHz Ceramic Duplexer

Part Number: AM1585-1230D1134

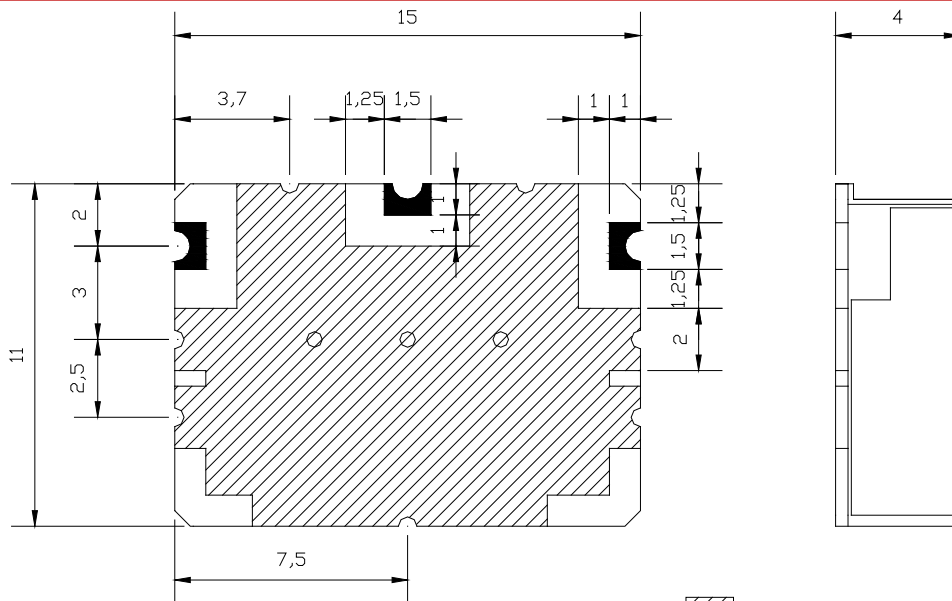


Characteristics	Band 1	Band 2
Passband:	1190-1270 MHz	1545-1625 MHz
Bandwidth:	Fo +/- 40 MHz	Fo +/- 40 MHz
Passband Return Loss:	10 dB min	10 dB min
Passband Insertion Loss:	1.0 dB max	1.0 dB max
Ripple in BW:	0.2 dB	0.2 dB
Input / Output Impedance:	50 Ohms	50 Ohms
Attenuation:	10 dBc min @ 1030 MHz 10 dBc min @ 1530 MHz	10 dBc min @ 1400 MHz 10 dBc min @ 1800 MHz
Isolation:	15 dB min	15 dB min
Power Handling:	3 W	3 W

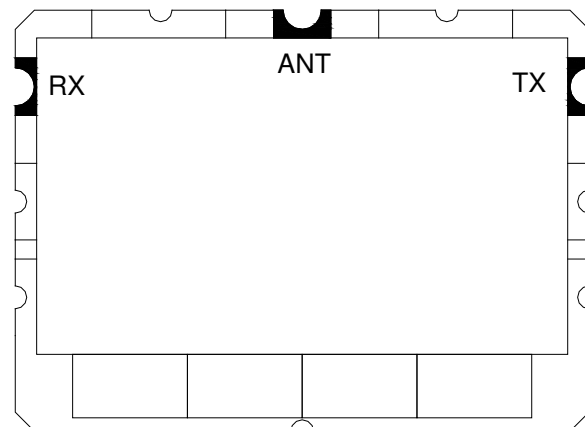
Mechanical	
Mounting Method:	SMT
Dimensions:	15 x 10 x 4 mm

Environmental	
Operating Temperature:	-20 to +70 deg.C
Storage Temperature:	-50 to +90 deg.C

This product is RoHs compliant.



GROUND
 IN/OUT PORT
 UNIT : mm
 TOLERANCE : +/- 0.3





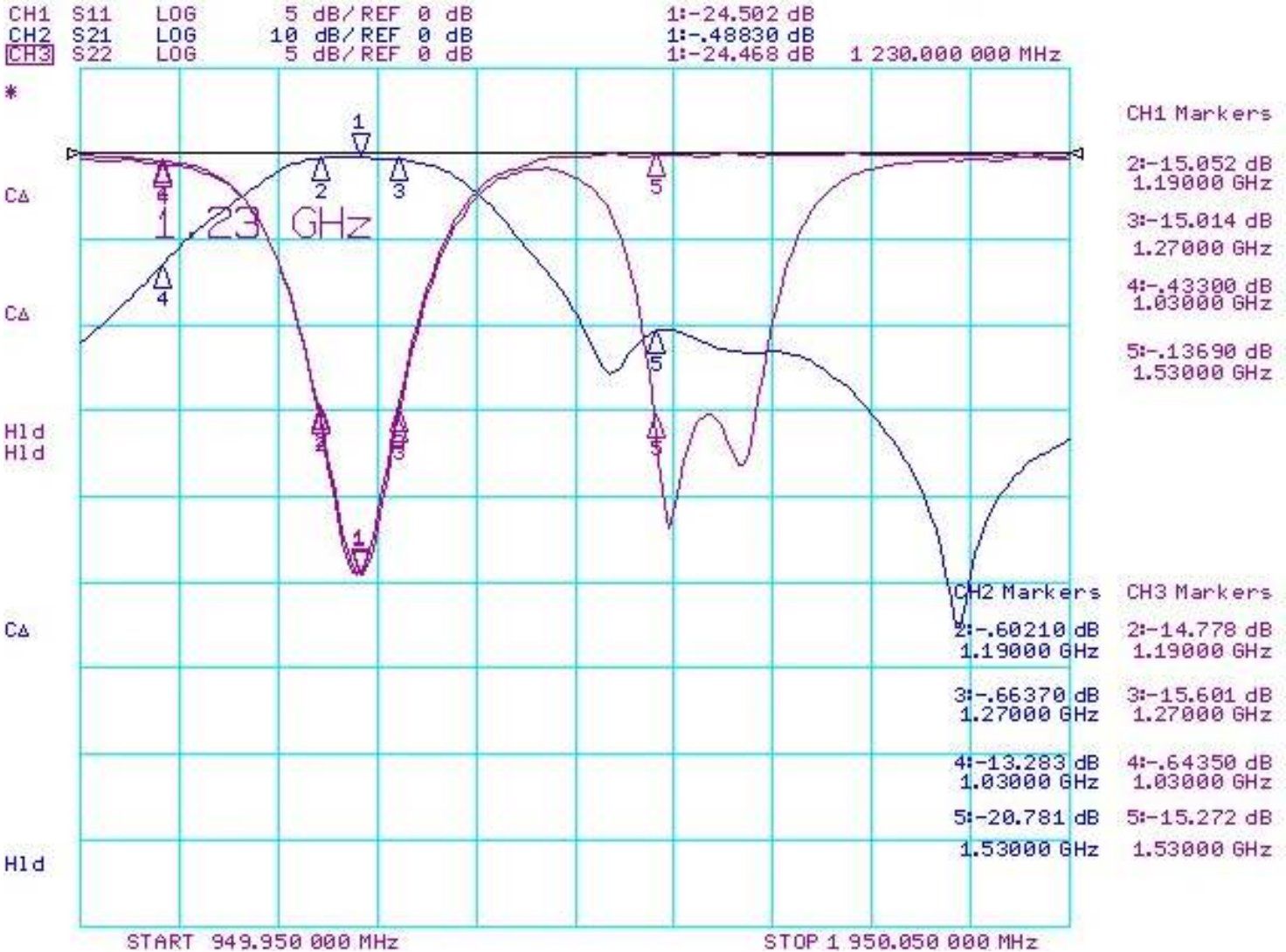
1230 MHz / 1585 MHz Ceramic Duplexer

Part Number: AM1585-1230D1134

ANATECH ELECTRONICS INC
RF & Microwave Filters & Products



Response Plots:





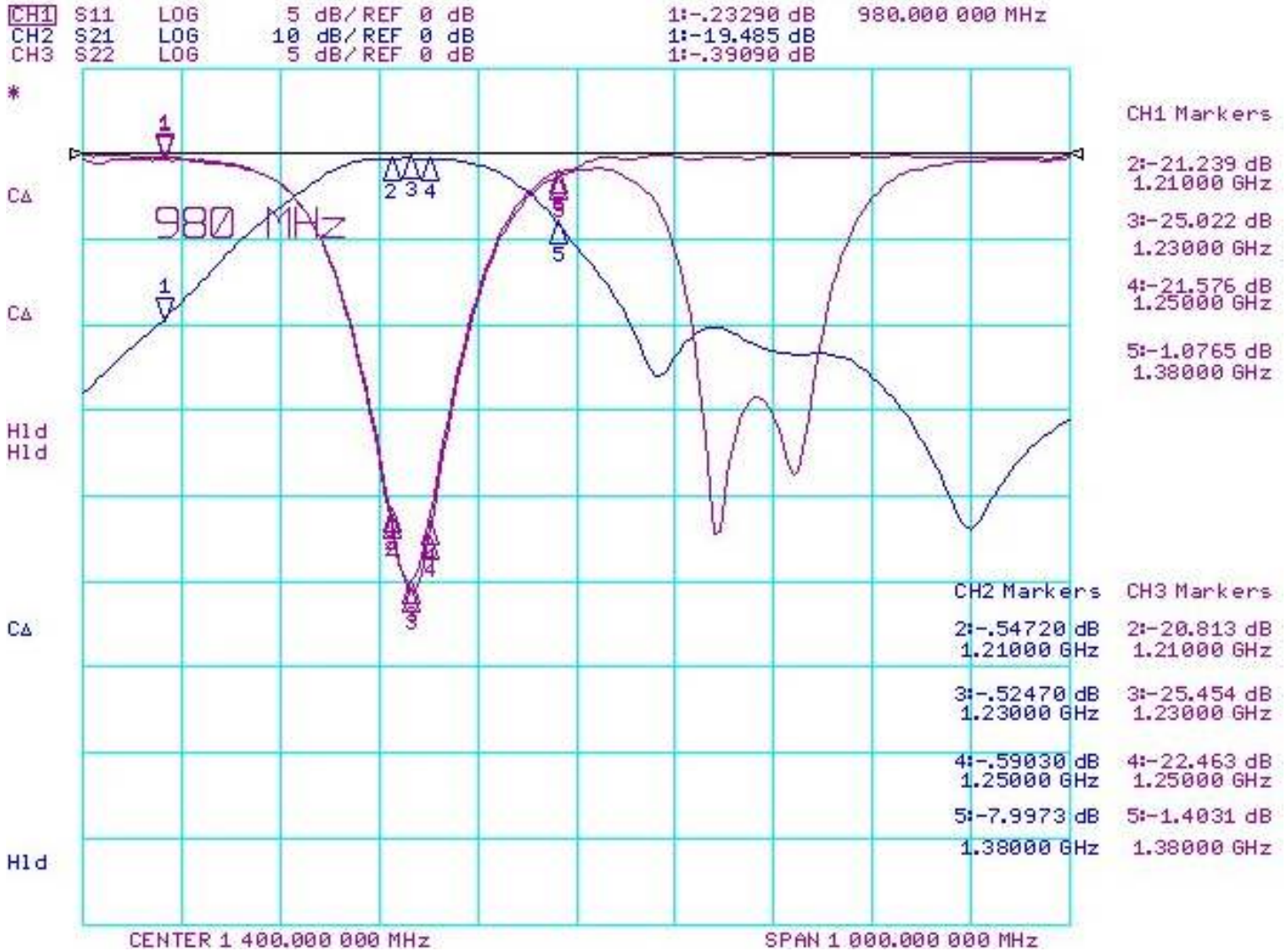
1230 MHz / 1585 MHz Ceramic Duplexer

Part Number: AM1585-1230D1134

ANATECH ELECTRONICS INC
RF & Microwave Filters & Products



Response Plots:





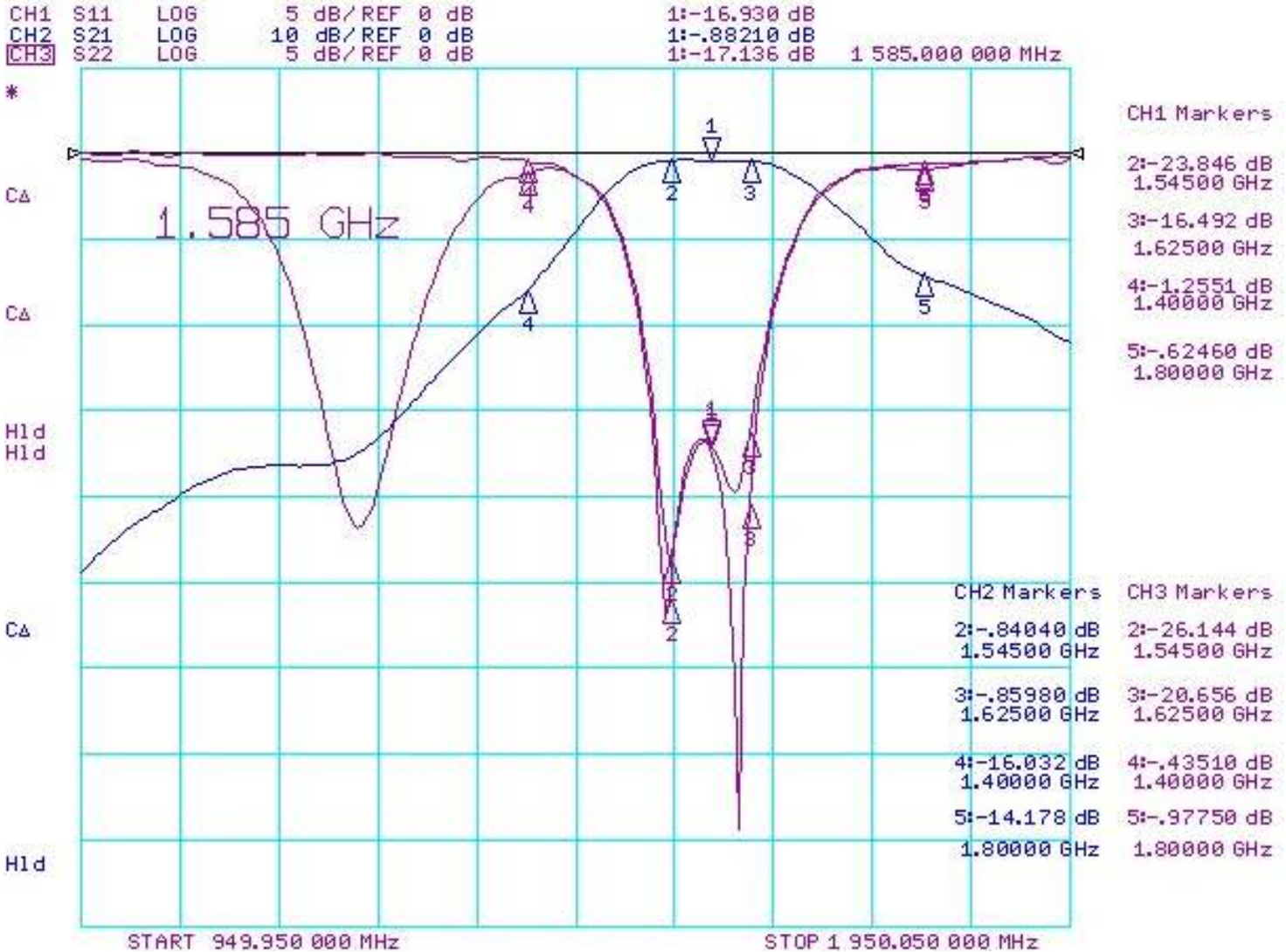
1230 MHz / 1585 MHz Ceramic Duplexer

Part Number: AM1585-1230D1134

ANATECH ELECTRONICS INC
RF & Microwave Filters & Products



Response Plots:





1230 MHz / 1585 MHz Ceramic Duplexer

Part Number: AM1585-1230D1134

ANATECH ELECTRONICS INC
RF & Microwave Filters & Products



Response Plots:

