

REV.	DESCRIPTION	DATE	APVD
H	Convert dwg to Vicor	SRG 09/10/08	DB
9	REVISED PER E11221a	GCK 12/23/11	PH

NOTES: UNLESS OTHERWISE SPECIFIED

1. MATERIALS: UL RECOGNIZED 94V-2 FLAMMABILITY RATING CLASS B (130°C) REQUIRED

1.1 CORE: TOROID, $\mu = 5000$
 MAGNETICS INC P/N: ZJ-42109-TC

1.2 WIRE: U.L. RECOGNIZED 130°C MINIMUM RATING MAGNET WIRE. APPROVED MFR: ESSEX
 OTHER MFRS HAVE TO BE ROHS COMPLIANT CERTIFIED BEFORE USE.

1.3 OUTER WRAP: 3M #11 OR #69 OR #1350F
 OR SAINT-GOBAIN #M706

1.4 MATERIAL CERTIFICATE OF COMPLIANCE REQUIRED.

2. SPECIFICATIONS:

2.1 L = 330 μ H MIN/COIL @ 1KHz, 250mV

2.2 DCR = 5.0 mOHMS MAX/COIL

2.3 POWER LOSS = 3.6 W MAX @ 20A/COIL

2.4 HI-POT TEST COIL TO COIL, 250 VDC TO INSURE COVERING HAS NOT BEEN BREACHED

3. CONSTRUCTION:

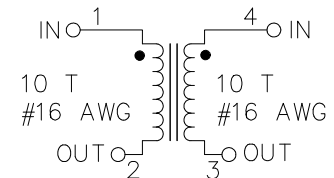
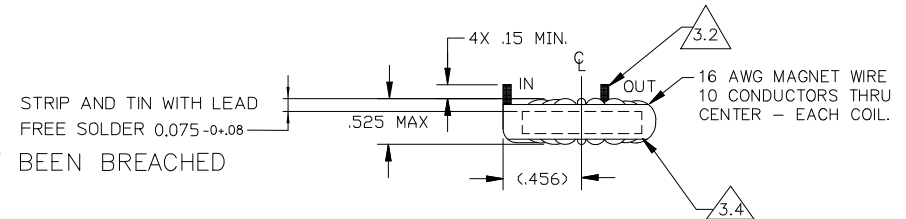
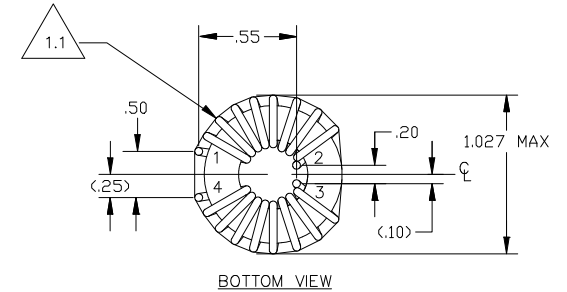
3.1 WIND COILS EVENLY SPACED (NOTE POLARITY)

3.2 REMOVE INSULATION AND TIN LEADS

3.3 WRAP OUTSIDE WITH TAPE AS SHOWN (5/16")

3.4 MARK PART WITH DRAWING NO. AND REVISION USING A PERMANENT METHOD

4. RoHS COMPLIANT LEAD FREE PER CST-0001
 LATEST REVISION.



DRWN BY	DATE	VICOR	
Shelby Demaro	09/10/08	IND 420uH 20A COM MODE	
UNLESS OTHERWISE SPECIFIED DIMENSIONS ARE IN INCHES TOLERANCES ARE: FRACTIONS DECIMALS ANGLES .XX +.02 .XX .XX +.01			
THIRD ANGLE PROJECTION	SIZE D	PSCH NO. 67131	DWG NO. 36-00037
DO NOT SCALE DRAWING	SCALE 8/1	SHEET 1	OF 1