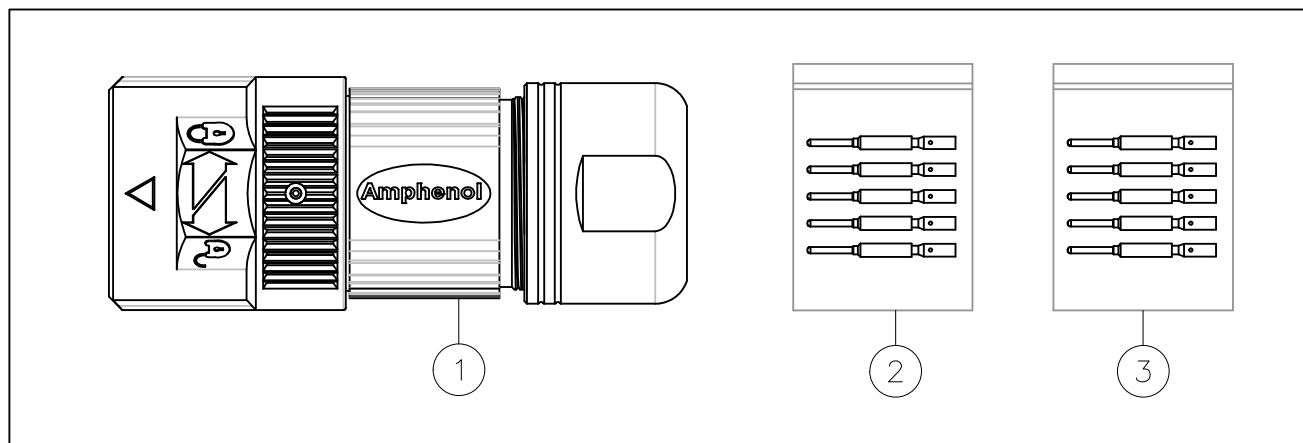
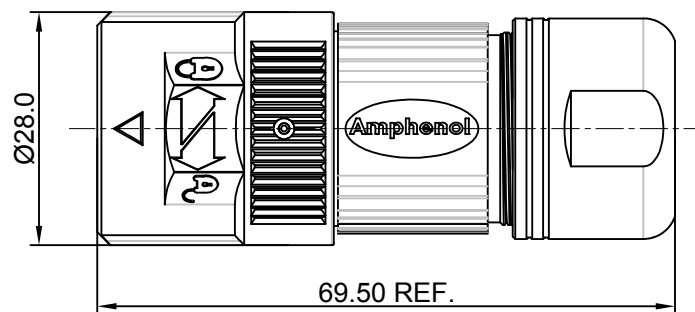
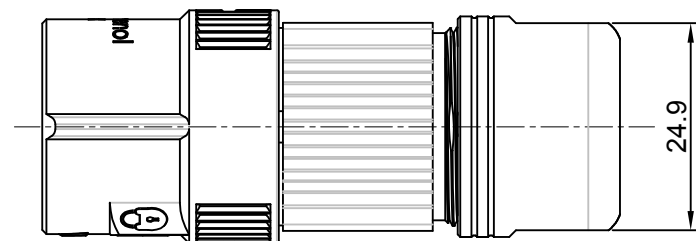
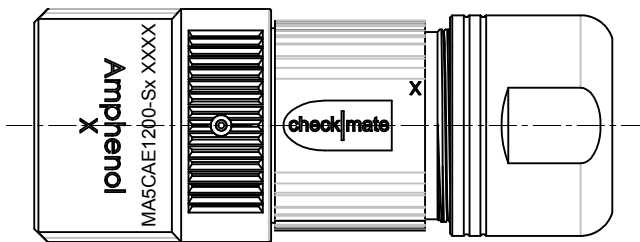
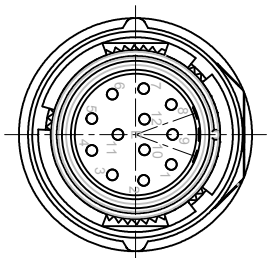


E type, Normal Key



REVISIONS

REV	ECO	DESCRIPTION	DATE	BY	APPR
A1	-	FIRST RELEASE	Nov.6,2017	White	Tommy

NOTES: UNLESS OTHERWISE SPECIFIED

- MATERIAL:
  - INSULATION INSERT: PA66,UL94 V0
  - SEAL: VITON, EPDM
  - HOUSING BODY: ZINC DIE CAST, NICKEL PLATED
  - COUPLING NUT: ZINC DIE CAST, NICKEL PLATED
  - CONTACT: COPPER ALLOY, GOLD PLATED
- SPECIFICATIONS:
  - 2.1 CURRENT RATING: 10 AMPS
  - 2.2 VOLTAGE RATING: 160 V AC/DC
  - 2.3 CONTACT RESISTANCE: <5 mOHMS
  - 2.4 OPERATING TEMPERATURE: -20°C TO +130°C
  - 2.5 DIELECTRIC WITHSTANDING VOLTAGE: LESS THAN 2 MILLIAMPS CURRENT LEAKAGE @ 2500 VOLTS AC.
  - 2.6 DEGREE OF PROTECTION: IP67 ( MATED CONDITION )
  - 2.7 DEGREE OF POLLUTION: 3 PER UL840
  - 2.8 OVERVOLTAGE CATEGORY: III PER UL840
  - 2.9 MATING CYCLE DURABILITY: >500 CYCLES
  - 2.10 RoHS COMPLIANT
- ALL DIMENSIONS ARE FOR REFERENCE USE ONLY.

Item	Part number	Connector P/N	Cable OD Range
1	MA5CAE1200-S1-KIT	MA5CAE1200-S1	4.5~7.5 mm
2	MA5CAE1200-S2-KIT	MA5CAE1200-S2	7.5~11.0 mm
3	MA5CAE1200-S3-KIT	MA5CAE1200-S3	11.0~15.0 mm

12	SC000146	CONTACT, PIN, Ø1.0mm ,Crimp 28~24AWG	3
12	SC000035	CONTACT, PIN, Ø1.0mm, Crimp 22~18AWG	2
1	MA5CAE1200-Sx	CONNECTOR	1
QUANTITY	PART NUMBER	DESCRIPTION	ITEM

MATERIALS LIST

UNLESS OTHERWISE SPECIFIED  
 1) All dimensions are in metric(mm).  
 2) Tolerances are as follows:  
 1 PL DEC ±0.30 | Fractions ±1/64  
 2 PL DEC ±0.15 | Angles ±1°  
 3 PL DEC ±0.08

SIGNATURES	DATE
DRAWN: White	Nov.6,17
CHECKED: Tod	Nov.6,17
ENGINEER:	
APPROVAL: Tommy	Nov.6,17

**Amphenol**

Sine Systems - www.amphenol-sine.com  
 44724 Morley Drive  
 Clinton Township, MI 48036

KIT;M23A,PLUG,STR,12P,E TYPE, CHECKMATE

MATERIAL SPECIFICATIONS:

PROCESS SPECIFICATIONS:

NEXT ASSY:

THIS DRAWING IS SUPPLIED FOR INFORMATION ONLY. DESIGN FEATURES, SPECIFICATIONS AND PERFORMANCE DATA SHOWN HEREON ARE THE PROPERTY OF THE AMPHENOL CORPORATION. NO RIGHTS OF REPRODUCTION ARE IMPLIED. ALL DIMENSIONS ARE SUBJECT TO NORMAL MANUFACTURING VARIATIONS.

SIZE	TYPE	DWG NO:	REVISION
B	C-	MA5CAE1200-Sx-KIT	A1
SCALE: NONE		SHEET 1 OF 1	

TITLE: KIT;M23A,PLUG,STR,12P,E TYPE, CHECKMATE

DWG NO: MA5CAE1200-Sx-KIT

REV: A1

SH: 1

OF: 1