

7000 Push Button Switches 16A 250Vac



- ▶ Round and rectangular push button switches
- ▶ Ratings up to 16A, 250V ac
- ▶ Latching and momentary
- ▶ Illuminated & non-illuminated
- ▶ Matching indicators
- ▶ Low profile version
- ▶ Panel cut outs:
25.0 dia
27.2 x 22.3



16(4)A 250Vac T125
8(8)A 250Vac T85



UL CSA 16A Non Ind, 250Vac 1hp, 125Vac 1/2hp
UL 65°C, file no. E45221, CSA file no. LR10990



RoHS compliant

3mm contact gap.
Technical data on pages 4 & 5 (switches), 6 (indicators).

NON-LIT		LIT	
B BLACK	B BLACK	A AMBER	2 125V NEON
R RED	R RED	C CLEAR	3 250V NEON
W WHITE	W WHITE	G GREEN	7 12V INCANDESCENT
		R RED	

C 7053 A F W R 2 -----

▶ ORDER FORMAT

TERMINAL CODE	FUNCTION CODE	ACTUATOR CODE	BODY CODE	BODY COLOR	ACTUATOR COLOR	LAMP VOLTAGE IF REQUIRED	LEGEND & OPTIONS
---------------	---------------	---------------	-----------	------------	----------------	--------------------------	------------------

▶ TERMINAL	▶ FUNCTION			▶ ACTUATOR
C 6.3 x 0.8 9.1	7000		Single pole ON - OFF	A Round actuator shown in F body 21.0 9.7
	7001		Single pole ON - OFF (momentary ON)	A Round actuator shown in G body 21.0 9.7
	7003		Single pole ON - OFF with light	B Round actuator - medium shown in F body 21.1 18.6
	7004		Single pole ON - OFF (momentary ON) with light	C Round actuator - long shown in F body 21.1 29.5
	7050		Double pole ON - OFF	D Round actuator - sub panel mount 21.1 16.9
	7051		Double pole ON - OFF (momentary ON)	S Rectangular actuator Shown in "A" body N/A for 7030 19.5 8.8
	7053		Double pole ON - OFF with light	
H 4.8 x 0.8 9.1	7054		Double pole ON - OFF (momentary ON) with light	
	7030		Indicator	



C7000AF ---




C7003AF ---



C7053CF ---



C7053BF ---



C7050SA ---



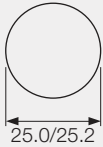
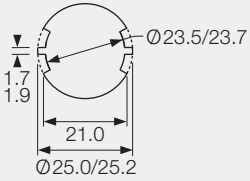
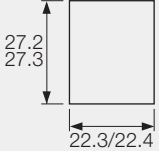
C7053AG ---



C7053DF ---



C7030AH ---

BODY	OPTIONS
Panel cut-outs	<p>Finish Matt finish is standard on bodies Gloss finish is standard on actuators</p>
F H G Body types fit either cut-out	<p>Color Call factory for custom colors A full range is available for large orders</p>
 	<p>Legend printing A wide range is available or call the factory for custom legends</p>
<p>A</p>  <p>Cut-outs must be punched in the direction of insertion</p>	<p>Lamp voltage Call factory for details of other available voltages</p> <p>Weatherproof housing (E) Additional housing which fits round body switches with an oversize housing with a clear silicone cover designed to IP65. Mounting hole dia: 38.0mm</p>

DIMENSIONS (mm)

Panel thickness:

- A** 0.8 - 2.5mm
- F, G, H** 0.8 - 5.0mm

