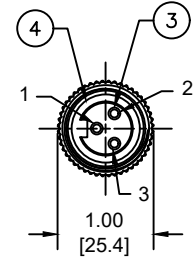
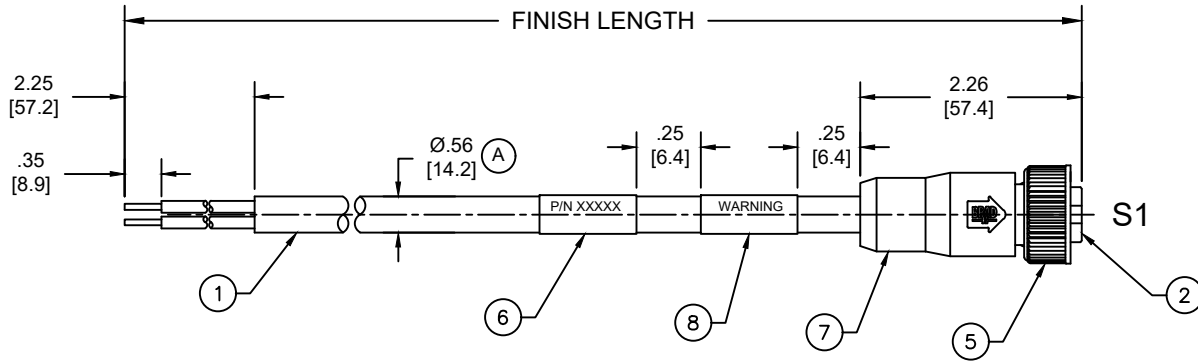
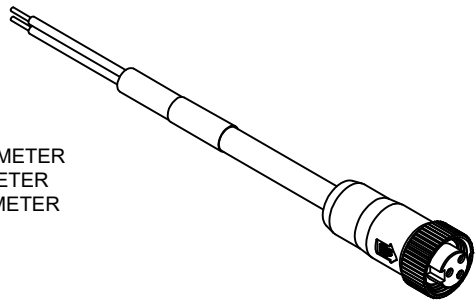


| MATERIAL NUMBER | ENGINEERING NUMBER | FINISHED LENGTH  |
|-----------------|--------------------|------------------|
| 1300610029      | 103000A46M010      | 1M [3FT 3 IN]    |
| 1300610035      | 103000A46M100      | 10M [32FT 10 IN] |
| 1300610037      | 103000A46M270      | 27M [88FT 7 IN]  |

**(A) PART NUMBER LEGEND**

103000A46M010

LENGTH:  
M005= 0.5 METER  
M010= 1 METER  
M100= 10 METER

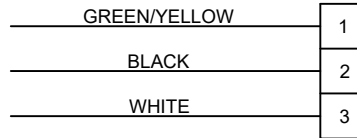


**FACE VIEW FEMALE**

**NOTES:**

- MATERIAL: AS NOTED
- FINISH: AS NOTED
- ELECTRICAL:
  - VOLTAGE: 500V PER IEC60664 (A)
  - 600V PER UL2237
  - CURRENT: 15A
- TEMP RATING: -20°TO +90°C
- PROTECTION: IP67 (WHEN MATED)
- COUPLING THREAD: 7/8"-16UN
- UL LISTED FILE: E258922
- ALL DIMENSIONS ARE FOR REFERENCE UNLESS TOLERANCED OR NOTED OTHERWISE

**S1**



**WIRING DIAGRAM**

**(A)**

| CABLE LENGTH TOLERANCES  |                         |
|--------------------------|-------------------------|
| <.3M [1FT]:              | +19mm-0 [+ .75in-0]     |
| .3 - .9M [1 - 3FT]:      | +44.5mm-0 [+1.75in-0]   |
| .9 - 1.8M [3 - 6FT]:     | +55.6mm-0 [+2.19in-0]   |
| 1.8 - 3.7M [6 - 12FT]:   | +88.9mm-0 [+3.50in-0]   |
| 3.7 - 7.3M [12 - 24FT]:  | +165.1mm-0 [+6.50in-0]  |
| 7.3-14.6M [24 - 48FT]:   | +317.5mm-0 [+12.50in-0] |
| 14.6 - 30.5M [48-100FT]: | +622.3mm-0 [+24.50in-0] |
| OVER 30M [100FT]         | +2% OF FINISHED LENGTH  |

| ITEM | DESCRIPTION        | MATERIAL     | FINISH           |
|------|--------------------|--------------|------------------|
| 8    | WARNING LABEL      | VINYL        | BLACK/ORANGE     |
| 7    | OVERMOLD           | TPE          | GRAY             |
| 6    | WRAP LABEL         | VINYL        | BLACK/YELLOW     |
| 5    | COUPLING NUT       | ZINC ALLOY   | BLACK E-COAT     |
| 4    | FRICTION RING      | NYLON        | WHITE            |
| 3    | CONTACT SOCKET     | COPPER ALLOY | GOLD OVER NICKEL |
| 2    | INSERT             | TPE          | BLACK            |
| 1    | CABLE #14/3, STOOW | PVC JACKET   | GRAY             |

|                 |    |              |            |          |
|-----------------|----|--------------|------------|----------|
| DOCUMENT STATUS | P1 | RELEASE DATE | 2022/05/04 | 21:13:45 |
|-----------------|----|--------------|------------|----------|

|  |   |                           |   |                              |
|--|---|---------------------------|---|------------------------------|
| FUNCTIONAL SYMBOLS<br>FA=0<br>FC=0<br>FE=0           | THIS DRAWING CONTAINS INFORMATION THAT IS PROPRIETARY TO MOLEX ELECTRONIC TECHNOLOGIES, LLC AND SHOULD NOT BE USED WITHOUT WRITTEN PERMISSION |                           |   |                              |
|  | DIMENSION UNITS   | SCALE                     | CURRENT REV DESC: ITEM 2 & 7 WERE PVC. SLEEVE & SOCKET MENTIONED AS ONE ITEM-3. ADDED IEC VOLTAGE, PN LEGEND, CABLE DIA & TOL CHART. MODIFIED ITEM-4 FINISH AND PN TABLE. |                              |
|  | INCH/MM   | NTS                       |   |                              |
|  | GENERAL TOLERANCES (UNLESS SPECIFIED)   |                           |   |                              |
| DIVISIONAL SYMBOLS                                   |   | mm                        | INCH  | EC NO: 704134                |
|  | 4 PLACES  | ±----                     | ±----   | DRWN: ABENJAMINLW 2021/06/10 |
|  | 3 PLACES  | ±----                     | ±----   | CHK'D: RSTONE 2022/04/27     |
|  | 2 PLACES  | ±----                     | ±----   | APPR: BWOODMAN 2022/05/04    |
|  | 1 PLACE   | ±----                     | ±----   | INITIAL REVISION:            |
|  | 0 PLACES  | ±----                     | ±----   | DRWN: VOU 2010/01/12         |
| ANGULAR TOL ± ---- °                                 |   | APPR: JFMURPHY 2010/01/20 |   |                              |
| DRAFT WHERE APPLICABLE MUST REMAIN WITHIN DIMENSIONS |   | THIRD ANGLE PROJECTION    | DRAWING   | SERIES                       |
|  |   |                           | A-SIZE  | 130061                       |
|  |   | MATERIAL NUMBER           |   | CUSTOMER                     |
|  |   | SEE CHART                 |   | GENERAL MARKET               |
|  |   | DOCUMENT NUMBER           |   | DOC TYPE/DOC PART/REVISION   |
|  |   | SD-130061-006             |   | PSD 001 A                    |
|  |   | SHEET NUMBER              |   | 1 OF 1                       |

**molex**

BRAD POWER CORDEST, A-SIZE  
3-POLE, FEMALE, STRAIGHT, SINGLE KEY,  
#14 AWG

PRODUCT CUSTOMER DRAWING

DOCUMENT NUMBER DOC TYPE/DOC PART/REVISION

SD-130061-006

PSD 001 A

MATERIAL NUMBER CUSTOMER SHEET NUMBER

SEE CHART

GENERAL MARKET

1 OF 1