

## BSP3 Series

BSP3-120 / BSP3-208-240 /  
BSP3-277 BSP3-347 / BSP3-480

3-Pole LED Driver & Ballast Surge Protectors

Rev 09-30-2019



### Features

BSP3 series products are designed to be used in conjunction with LED Drivers to provide an additional level of protection against powerline disturbances in industrial and commercial applications. BSP3 products also protect electronic fluorescent and HID ballasts.

- The BSP3 Series are 3-leaded devices that protect Line-Ground, Line-Neutral, and Neutral-Ground connections
- Protects against surges and transients per ANSI C62.41-2002 category C low (6KV, 1.2/50µS & 3KA, 8/20µS) standard Combo waves and (6KV, 100KHz) Ring wave
- Protects against surges and transients per new ANSI C82.77-5 2015 category C medium (10KV, 1.2/50µS & 5KA, 8/20µS) standard Combo waves and (6KV, 100KHz) Ring wave
- UL Recognized Component in the United States and Canada (UL935, UL1029), Some models Recognized to ULI449 (see below)
- High temperature, flameproof plastic enclosure, -40°C to 85°C ambient temperature rating
- 120V Model: Protection for LED drivers capable of operating at 120V nominal input voltage
- 240V Model: Protection for LED drivers capable of operating at 240V nominal input voltage or with universal input range of 120V through 240V.
- 347V Model: Protection for LED drivers capable of operating at 347V nominal input voltage or with universal input range of 277V through 347V
- 277V Model: Protection for LED drivers capable of operating at 277V input voltage or with universal input range of 120V through 277V
- 480V Model: Protection for LED drivers capable of operating at 480V input voltage or with universal input ranges of 277V through 480V or 347V through 480V
- Meets CSA22.2 No. 269.5-17 Surge Protection Devices
- No serviceable parts (Aucune pièce remplaçable ou réparable)



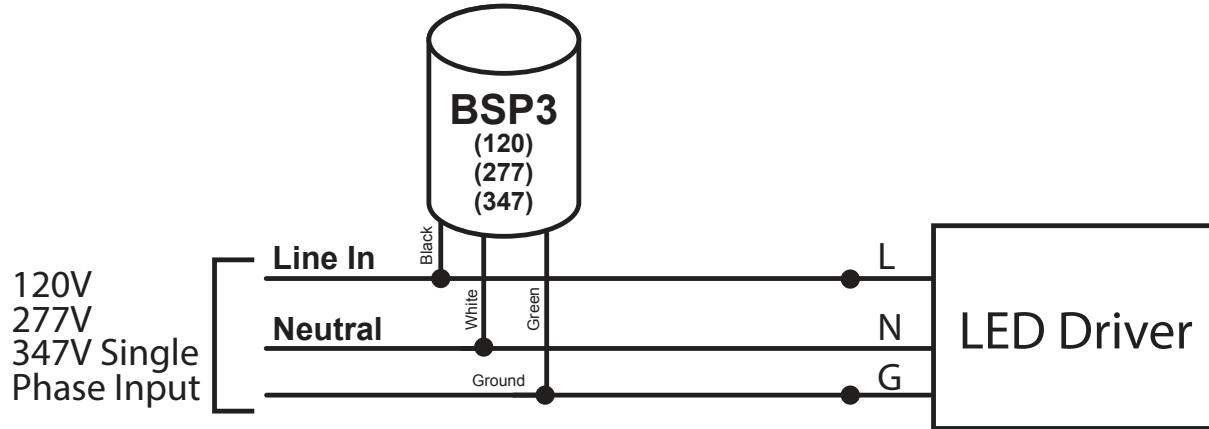
Model	Mains Voltage	Continuous Max Voltage Rating		Measured Limiting Voltage Mode: (MLV)	Nominal Current (In)	Max Clamping Voltage 8/20 µS @ 10kA	ULI449	UL935/ UL1029
		AC	DC					
BSP3-120	120V	150	200	L-N: 610V L-G: 610V N-G: 610V	3kA	600		•
BSP3-208-240	240V	270	350	LA-LB: 1050V LA-G: 1050V LB-G: 1050V	3kA	1000		•
BSP3-277	277V	320	420	L-N: 1140V L-G: 1140V N-G: 1140V	3kA	1500	•	•
BSP3-347	347V	420	560	L-N: 1460V L-G: 1460V N-G: 1460V	3kA	1900		•
BSP3-480	480V	550	715	LA-LB: 1950V LA-G: 1950V LB-G: 1950V	3kA	2500	•	•

## BSP3 Series

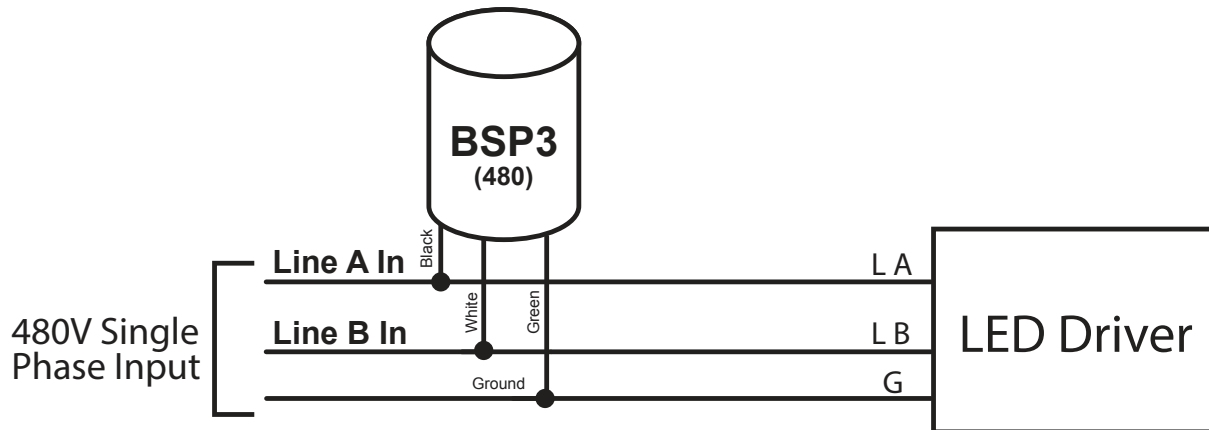
BSP3-120 / BSP3-208-240 /  
BSP3-277 BSP3-347 / BSP3-480

3-Pole LED Driver & Ballast Surge Protectors

## Wiring

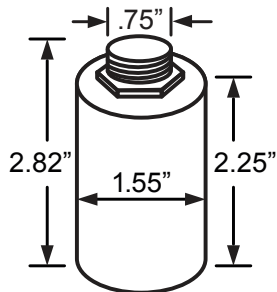


BSP3 and driver voltage must match input voltage



A single phase input from a 3-phase system uses only 2 phase line connections (A-B, B-L or C-A)

## Dimensions



Threaded Nipple:  
1/2"-NPS

Leads:  
12", stripped 0.63"  
Leadwire:  
AWG#16 stranded  
Weight:  
0.33 lbs / 128g

Pulse rating (8 x 20 $\mu$ Sec)	
Strikes	Surge
1	10,000 A
2	6,500 A
10	3,000 A
100	1,500 A
1,000	700 A