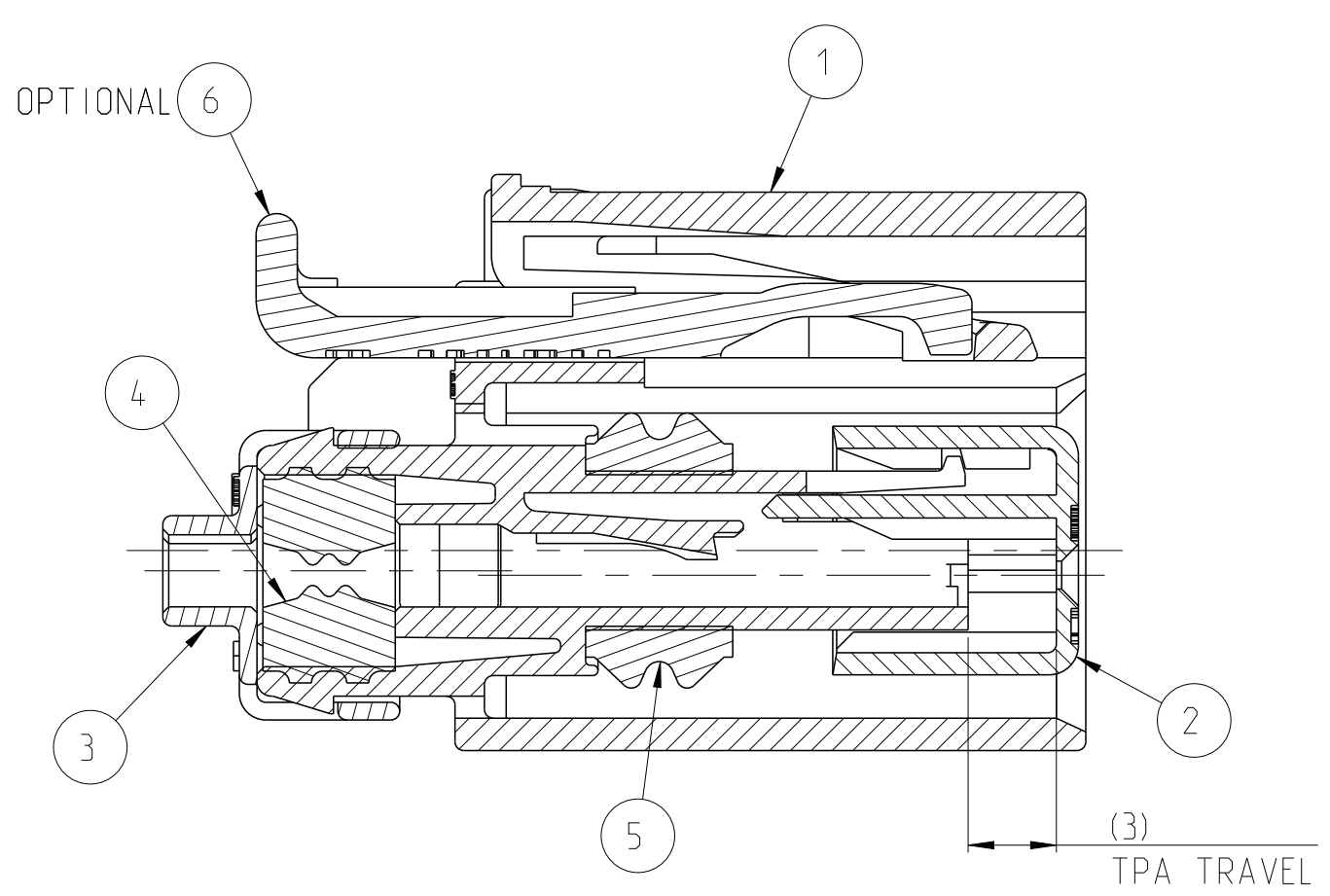
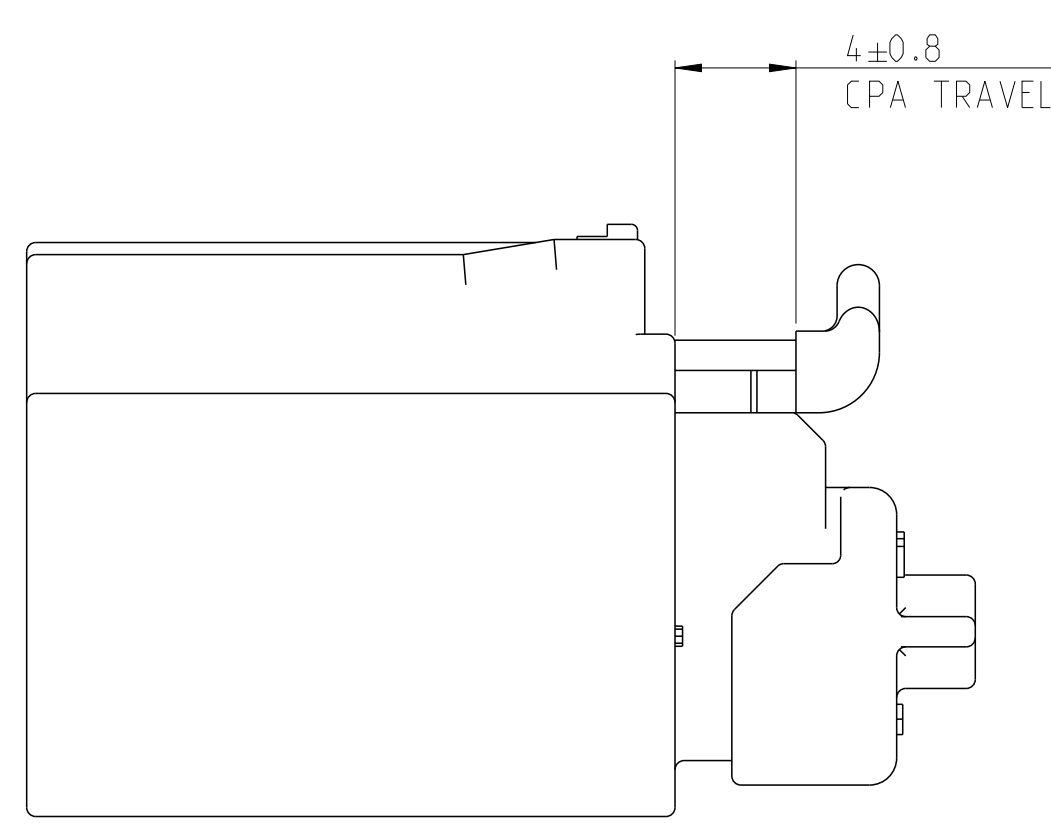
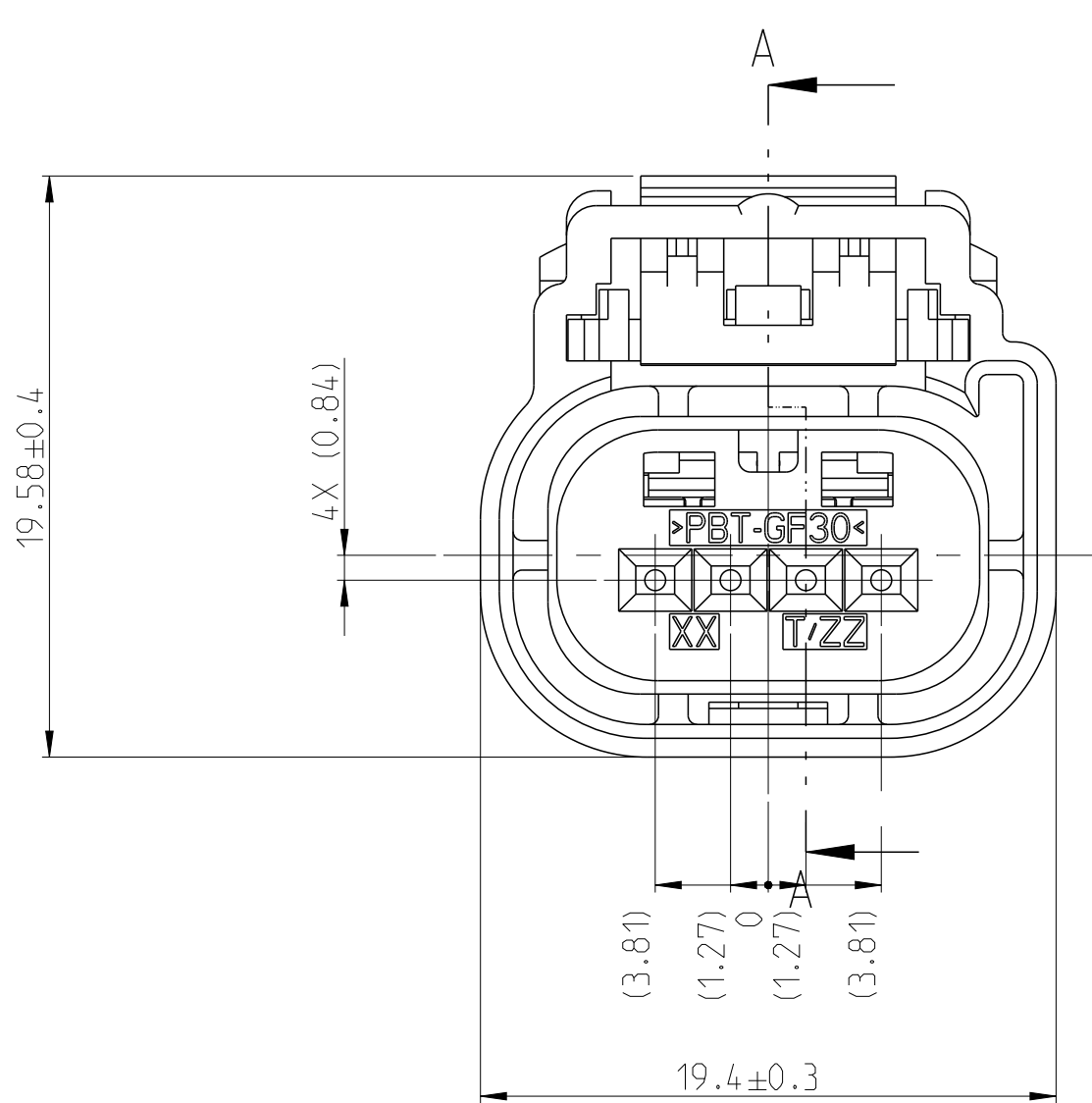


LOC		DIST		REVISIONS			
P	LTN	DESCRIPTION	DATE	DMN	APVD		
E		SEE ECR-11-009284 AND ECR-11-009557	09MAY2011	JM	GS		
E1		ECR-18-008069	25FEB2019	KC	PT		
E2		ECR-19-015725	09OCT2019	KC	PT		
E3		ECR-20-009664	08JUL2020	VKS	PT		



SECTION A-A
 SHOWN WITH TPA
 AND CPA (OPTIONAL)
 IN THEIR PRE-LOADED POSITIONS

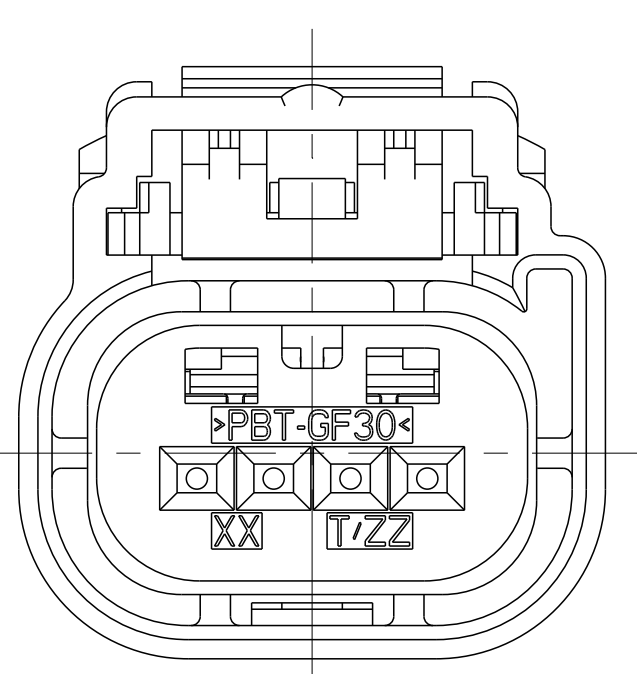


PIN-OUT CHART			
1	2	3	4
			1438188-2
			1719256-2
			9-1419167-9
2			9-1419167-5
			1-1719256-3
			1719256-1
			9-1419167-8
			1419168-1
			0-1419168-2
			8-1419167-0
			9-1419167-1
			9-1419167-2
			9-1419167-3

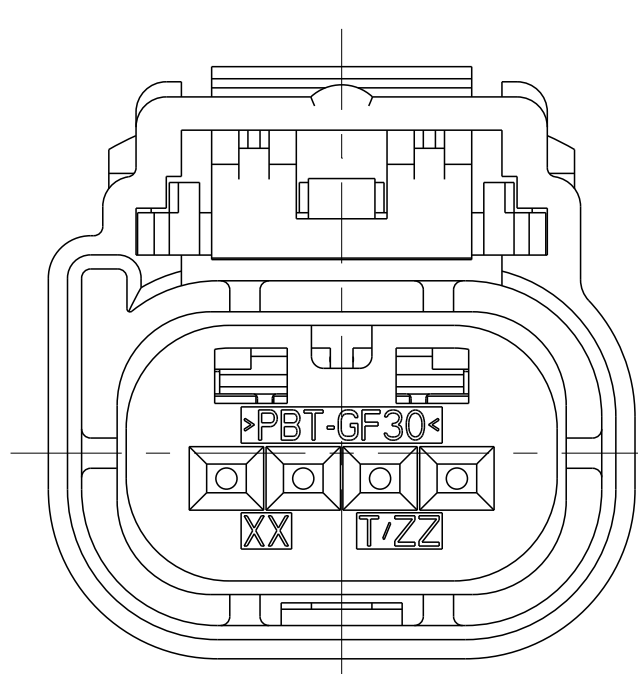
TERMINAL HOLE POSITION ASSEMBLY PART NUMBER

CAVITIES WITH A NUMERIC SYMBOL INDICATE CLOSED TERMINAL HOLE POSITIONS

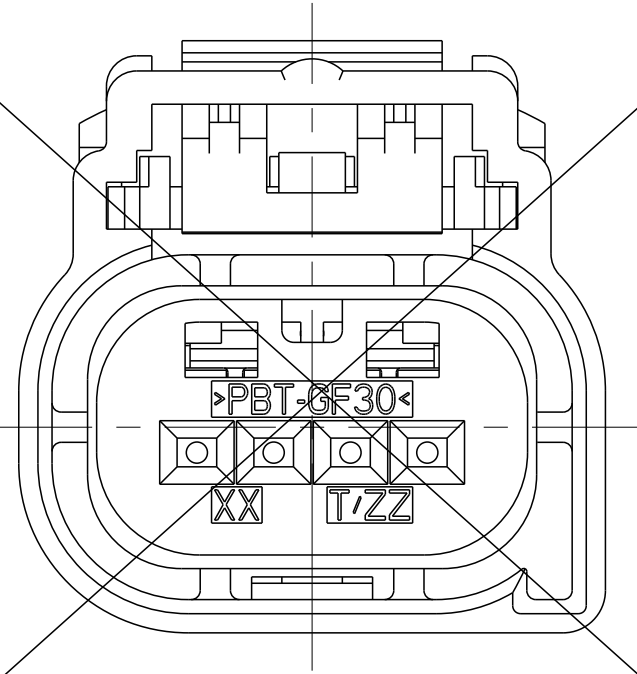
BLANK CAVITIES INDICATE OPEN TERMINAL HOLE POSITIONS



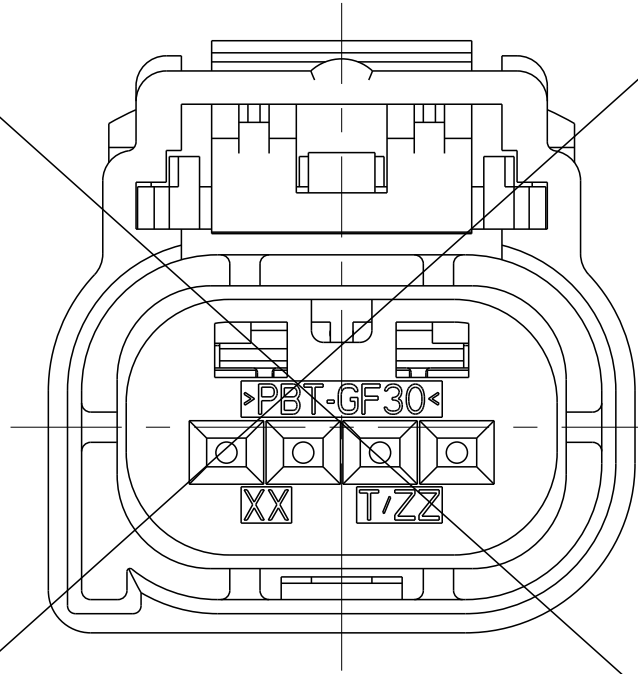
KEYING OPTION "A"



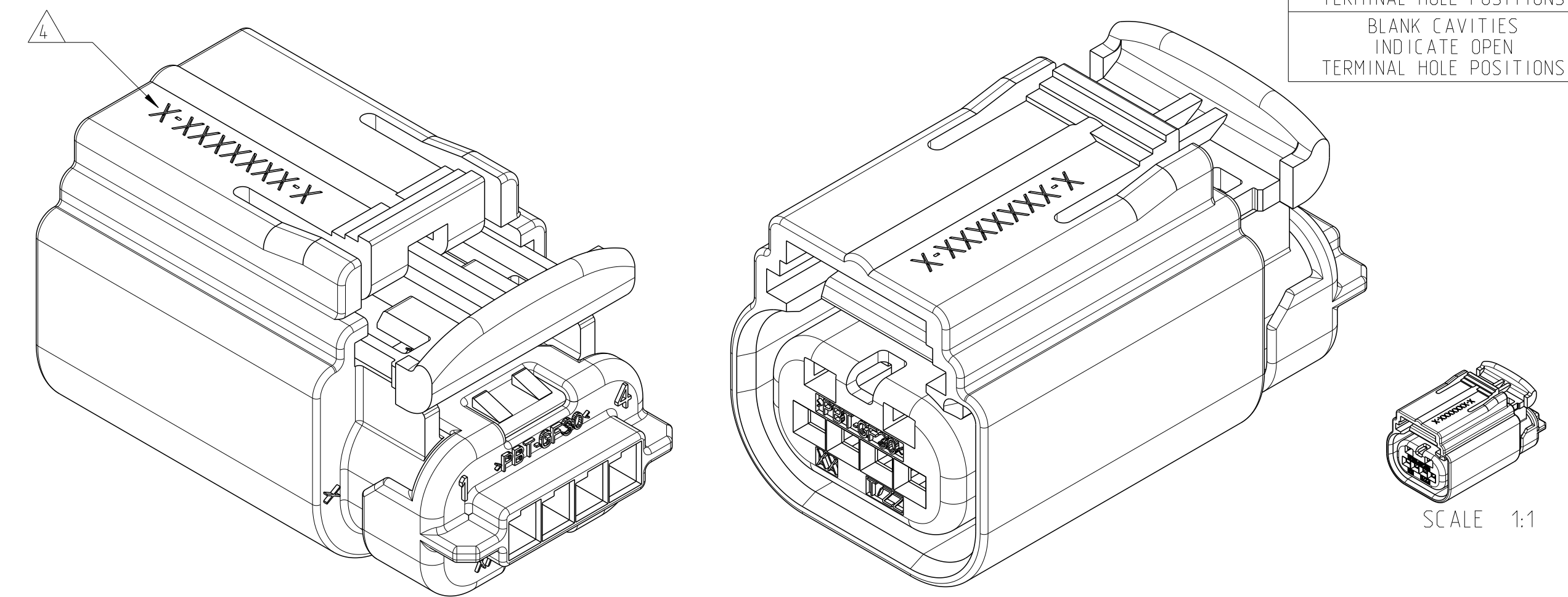
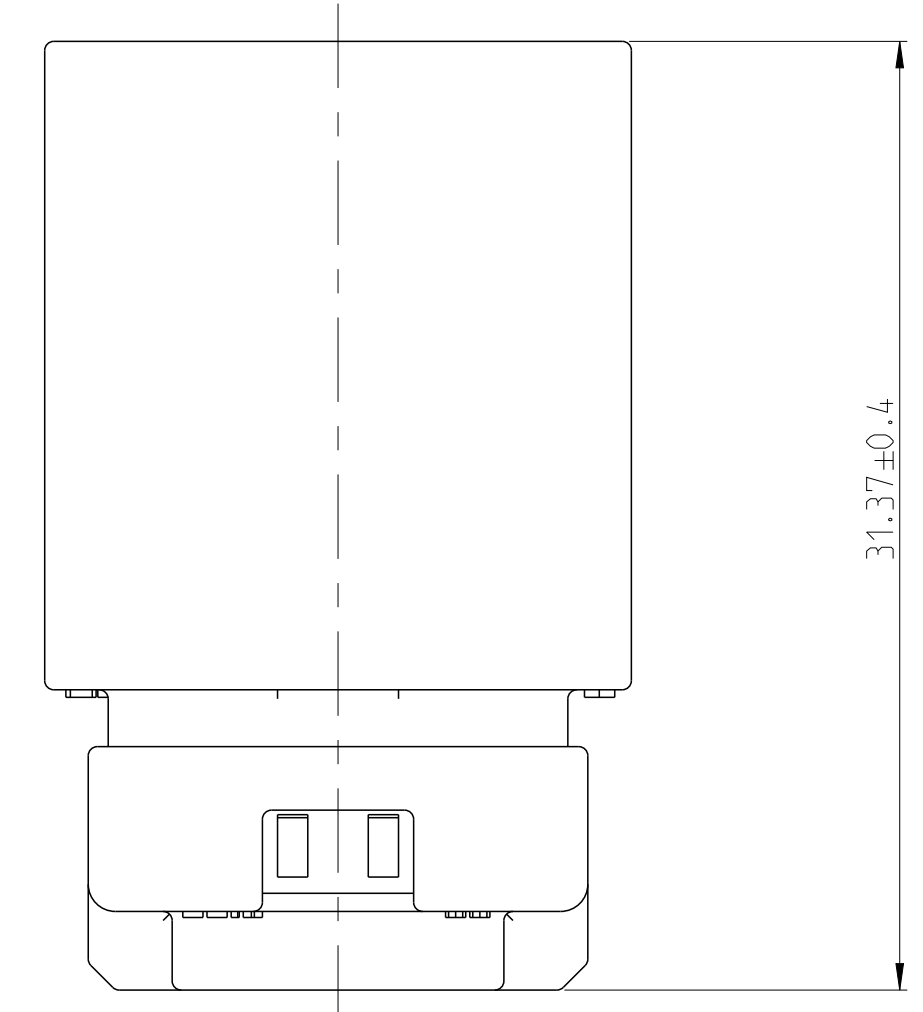
KEYING OPTION "B"



KEYING OPTION "C"



KEYING OPTION "D"



KEYING OPTION "A" SHOWN
 SEE NOTE 5 FOR APPLICABLE
 HEADER INTERFACE INFORMATION

SCALE 1:1

- APPLICABLE TERMINAL PART NUMBERS (SOLD SEPARATELY):
 FOR TIN APPLICATIONS: 1393367 AND 1393366.
 FOR GOLD APPLICATIONS: 1393365 AND 1393364.
 FOR TERMINATION AND REELING OPTIONS
 SEE DRAWINGS 1393367, 1393366, 1393365, AND 1393364.

- COMPATIBLE WIRE SIZES FOR MAT SEAL DESIGN 1.19 TO 2.06 O.D.
 (22-18 AWG, 0.35-0.75 mm2)

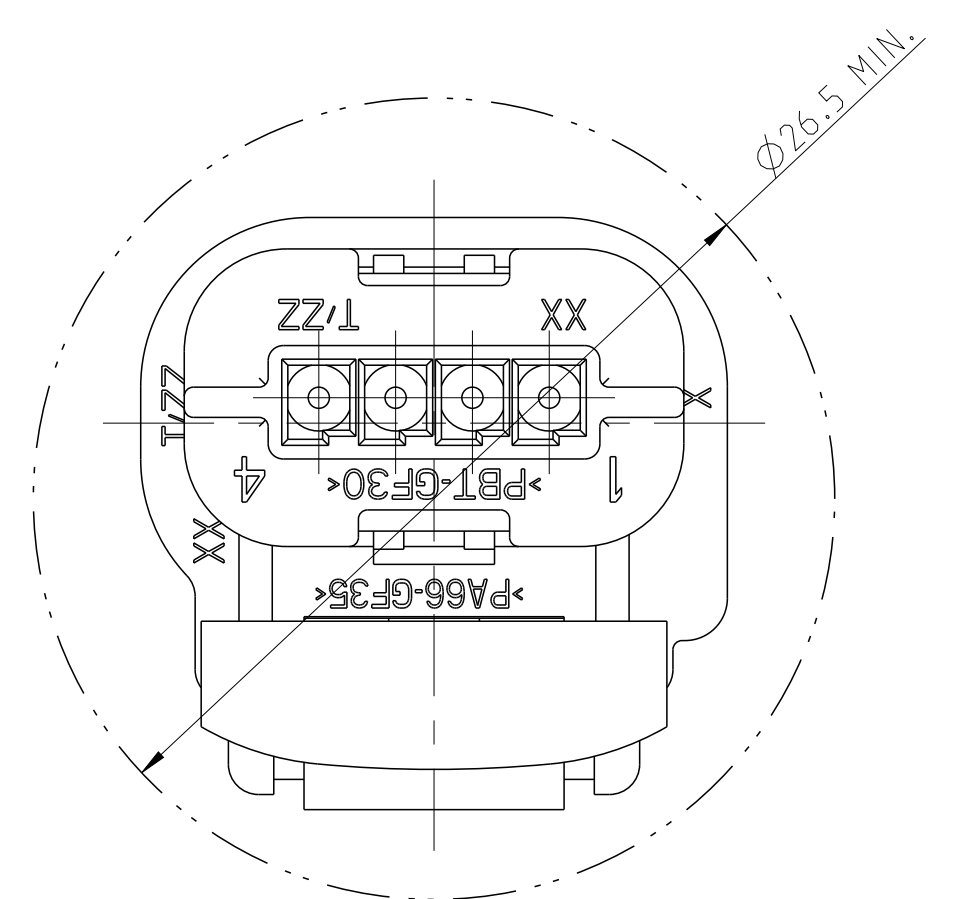
- TPA AND CPA (OPTIONAL) ARE SHIPPED IN THEIR PRE-LOADED POSITIONS. ALL ASSEMBLIES ARE TO BE BULK PACKAGED.

- 4 PRINT ASSEMBLY TE-PART NUMBER (X-XXXXXX-X)
 SEE BILL OF MATERIALS FOR ASSEMBLY TE-PART NUMBERS.

- APPLICABLE HEADER INTERFACE DRAWING 1438198 IS AVAILABLE UPON REQUEST.
 A COPY OF THIS DRAWING CAN BE OBTAINED FROM THE TE
 PRODUCT MANAGER, VIA YOUR TE SALES REPRESENTATIVE
 OR CUSTOMER SERVICE.

- PART ASSEMBLY WEIGHT WITHOUT TERMINALS:
 WITHOUT CPA: 5.70 GRAMS
 WITH CPA: 6.10 GRAMS

- 7 THESE PART NUMBERS ARE NOT RELEASED FOR PRODUCTION. PLEASE CONTACT YOUR
 TE SALES REPRESENTATIVE FOR AVAILABILITY AND PRICING.



MINIMUM FEED THROUGH CONDITION
 WITH 1mm CLEARANCE ALL AROUND

SUPERSEDED ASSY PNS									
ASSEMBLY PART NUMBERS									
ASSEMBLY REVISION									
B	B	C	E	E	E	E	E	E	E
1	1								6
1	1	1	1	1	1	1	1	1	5
1	1	1	1	1	1	1	1	1	4
1	1	1	1	1	1	1	1	1	3
1	1	1	1	1	1	1	1	1	2
		1				1			1
			1					1	1
1	1							1	1

QUANTITY	ITEM	DESCRIPTION	MATERIAL	COLOR/FINISH
		CPA	PBT-GF15	RED
		PERIMETER SEAL	SILICONE	WHITE BLUE
		GROMMET	SILICONE	BROWN
		COVER	PBT-GF30	BLACK
		TPA	PBT-GF30	RED
	1	PLUG WITH KEYING OPTION "D"	PA66-GF35	GREY
	1	PLUG WITH KEYING OPTION "C"	PA66-GF35	GREY
	1	PLUG WITH KEYING OPTION "B"	PA66-GF35	GREY
1	1	PLUG WITH KEYING OPTION "A"	PA66-GF35	GREY

THIS DRAWING IS A CONTROLLED DOCUMENT. DWN: M. FORISKA 16JAN2002
 CHK: M. FORISKA 19FEB2002
 APVD: A. SHUMAN 19FEB2002

TE Connectivity

1 X 4 SEALED FEMALE PLUG ASSEMBLY CUSTOMER SPEC. (EUROPE)

SCALE 4:1 SHEET 1 OF 1 REV E3