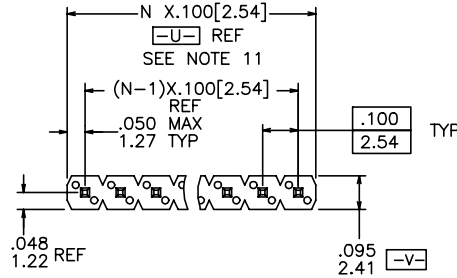
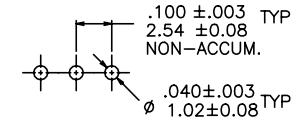


PRODUCT NUMBER
10118615-XXX XLF

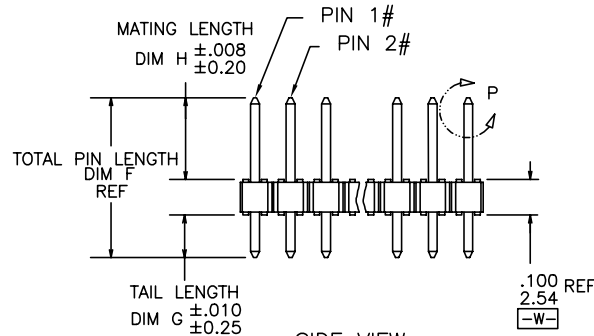
- LEAD FREE OPTION
(SEE NOTES 1)
- PACKAGING OPTIONS
(SEE NOTE 1)
- INDICATE DIFFERENT MATING LENGTH
AND TAIL LENGTH AND POLARIZED PIN
AND OTHER INFORMATION
- NO. OF
POSITIONS
(SEE NOTE 1)
- PIN PLATING
(SEE SHEET 2)
- BASE PART NO.



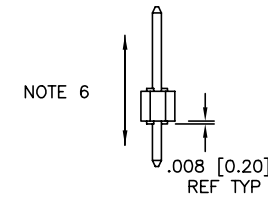
TOP VIEW



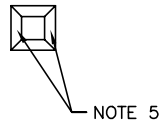
RECOMMENDED HOLE PATTERN



SIDE VIEW

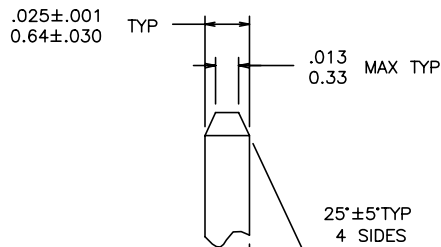


END VIEW



NOTE 5

NOTE 4: ϕ .020/.51 (M) U (M) V (S) W



DETAIL P
TYP BOTH ENDS

mat'l. code NOTE 2 & 3		surface	tolerance ISO 1302 ✓ ISO 406 ISO 1101	projection	product family BERGSTIK
ltr	ecn no dr	date	tolerances unless otherwise specified		title
A	--	ZK 09/02/11	angles linear	INCH/MM	BERGSTIK® II HEADER
B	ELX-N-010289	J.Z 02/13/12		scale 2:1	.100/2.54cc SR SRAIGHT
C	ELX-N-013189	DCS 10/08/12	0±2'		
D	ELX-N-13426	DCS 11/09/12	dr	ZK.HU 09/02/11	dwg no sheet 1 of 4 size
E	ELX-N-18154	Henry 06/16/14	enr	ZK.HU 09/02/11	10118615 A3
			chr	J.ZHOU 09/02/11	
			app	R.BIAN 09/02/11	type Product Customer Drawing
sheet index	revision sheet	E 1	E 2	E 3	E 4

PIN PLATING	CODES:
10118615-1YYXXXLF	30u"/0.76u MIN (SEE NOTE 8) OVER 50u"/1.27u MIN Ni
10118615-2YYXXXLF	15u"/0.38u MIN (SEE NOTE 8) OVER 50u"/1.27u MIN Ni
10118615-3YYXXXLF	50u"/1.27u MIN (SEE NOTE 8) OVER 50u"/1.27u MIN Ni
10118615-4YYXXX	20u"/0.5u TO 400u"/10u SnPb OVER 50u"/1.27u MIN Ni
10118615-4YYXXXLF	100u"/2.54u MIN Sn OVER 50u"/1.27u MIN Ni (SEE NOTE 9)
10118615-5YYXXXLF	30u"/0.76u MIN Au OVER 50u"/1.27u MIN Ni
10118615-6YYXXXLF	15u"/0.38u MIN Au OVER 50u"/1.27u MIN Ni
10118615-7YYXXXLF	15u"/0.38u MIN GXT OVER 50u"/1.27u MIN Ni
10118615-8YYXXXLF	30u"/0.76u MIN GXT OVER 50u"/1.27u MIN Ni
10118615-9YYXXXLF	50u"/1.27u MIN Au OVER 50u"/1.27u MIN Ni

- ③ PIN MATERIAL : COPPER ALLOY.
- ④ MEASURED WITH PART IN RESTRAINED CONDITION.
- ⑤ TWO SIDES OF PIN TIPS NOT PLATED. TYPICAL BOTH ENDS.
- ⑥ 2LBS/0.9KG MIN PIN RETENTION IN EITHER DIRECTION.
- ⑦ THESE PRODUCTS MEETS EUROPEAN UNION DIRECTIVES AND OTHER COUNTRY REGULATION AS DESCRIBED IN GS-22-008.
- ⑧ PLATING OPTIONS:
MAY BE EITHER GOLD OR GXT PLATED AT MANUFACTURER'S OPTION.
- ⑨ THIS PRODUCT HAS 100% TIN PLATING IN THE INTERFACE AND HAS NOT BEEN TESTED FOR WHISKER GROWTH IN ALL INTERCONNECT ENVIRONMENTS.
- 10. THE OAL DON'T EXCEED 34.5mm.
- ⑩ TO DETERMINE DIMENSIONS:
N=NUMBER OF POSITION PER ROW
EXAMPLE: 10 POS. N X .100/2.54

NOTES

① PART NUMBER OPTIONS:

PIN PLATING CODES (SEE ABOVE)

NUMBER OF POSITIONS :

ANY NUMBER OF POSITIONS FROM 1 THRU 36.
-X00 INDICATES BERGSTRIK PRODUCT. SEE PAGE 3 FOR SPECIAL GEOMETRY OF THIS CONTINUOUS STRIP PRODUCT.
AUTOMATED REELS WILL CONTAIN 36,000 PINS.
SEE SPECIFIC PART NUMBERS FOR AVAILABILITY.

PACKAGING :

NO INDICATOR IS STANDARD PACKAGING IN POLY BAGS.
PART NUMBERS FOLLOWED BY A "T" ARE PACKAGED IN TUBES. SEE SPECIFIC PART NUMBERS FOR AVAILABILITY.
PART NUMBERS FOLLOWED BY A "C" ARE PACKAGED IN TUBES WITH PICKUP CAP APPLIED. (NOT TOOLED)
PART NUMBERS FOLLOWED BY A "A" ARE PACKAGED IN TAPE/REEL WITH PICKUP CAP APPLIED.

LEAD FREE :

ADD "LF" SUFFIX AT THE END OF PART NUMBER FOR LEAD FREE OPTION.

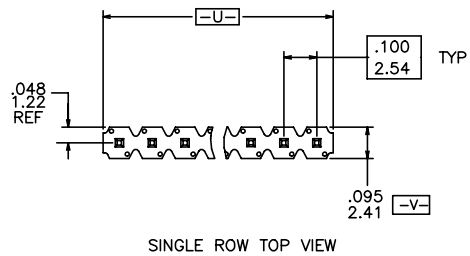
② BODY MATERIAL :

PART NUMBERS WILL BE SUPPLIED WITH HIGH TEMPERATURE THEROPLASTIC.

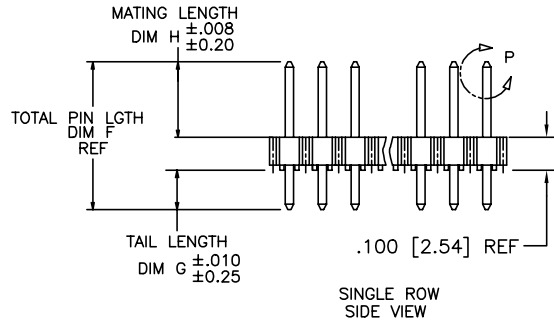
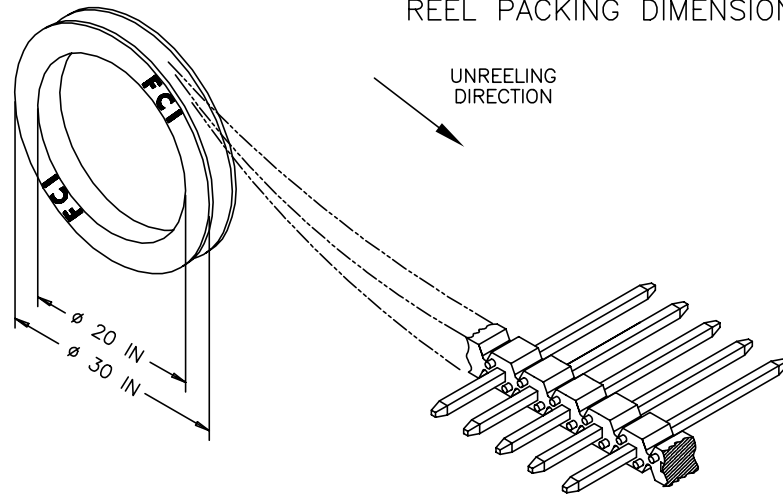
PART NUMBERS WILL WITHSTAND EXPOSURE TO 260°C PEAK TEMPERATURE FOR 20 SECONDS IN WAVE SOLDER, INFRA-RED OR VAPOR PHASE SOLDER PROCESS.

mat'l. code NOTE 2 & 3		surface ISO 1302	tolerance ISO 406 ISO 1101	projection 	product family BERGSTIK
ltr	ecn no dr date	tolerances unless otherwise specified			title
E		angles	linear	INCH/MM	BERGSTIK® II HEADER .100/2.54cc SR STRAIGHT
		0±2'		scale 2:1	
		dr	ZK.HU	09/02/11	dwg no
		enr	ZK.HU	09/02/11	sheet 2 of 4 size
		chr	J.ZHOU	09/02/11	10118615
		appd	R.BIAN	09/02/11	A3
sheet index	revision sheet				type Product Customer Drawing

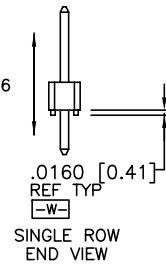
BERGSTRIPTM HEADER



REEL PACKING DIMENSIONS



NOTE 6



FCIconnect.com

Copyright FCI

mat'l. code NOTE 2 & 3		surface ISO 1302	tolerance ISO 406 ISO 1101	projection 	product family BERGSTIK
ltr	ecn	no	dr	date	title
E					BERGSTIK® II HEADER .100/2.54cc SR STRAIGHT
		angles	linear	tolerances unless otherwise specified XX01/XX.3 XXX0.005/XX±.13 XXXX0020/XXX±.051	INCH/MM scale 2:1
		dr	ZK.HU	09/02/11	dwg no 10118615 sheet 3 of 4 size A3 type Product Customer Drawing
		enr	ZK.HU	09/02/11	
		chr	J.ZHOU	09/02/11	
		appd	R.BIAN	09/02/11	
sheet index	revision sheet				

PRODUCT NUMBER	TOTAL PIN LGTH		TAIL LENGTH		MATING LENGTH		BERGSTRIIP AVAILABLE	POLARIZED PIN	LF OPTION
	DIM F	DIM F	DIM G	DIM G	DIM H	DIM H			
	ENGLISH	METRIC	ENGLISH	METRIC	ENGLISH	METRIC			
10118615-XYY001LF	0.548	13.92	0.130	3.30	0.318	8.08	NO	-	NOTE 1,7
10118615-XYY002LF	1.095	27.81	0.765	19.43	0.230	5.84	NO	-	NOTE 1,7
10118615-XYY003LF	0.555	14.10	0.120	3.05	0.335	8.51	NO	-	NOTE 1,7
10118615-XYY004LF	0.350	8.90	0.098	2.50	0.152	3.86	NO	-	NOTE 1,7
10118615-XYY005LF	0.825	20.96	0.500	12.70	0.225	5.72	NO	-	NOTE 1,7
10118615-XYY006LF	0.631	16.04	0.1575	4.00	0.374	9.50	NO	-	NOTE 1,7
10118615-XYY007LF	0.474	12.04	0.079	2.00	0.295	7.50	NO	-	NOTE 1,7
10118615-XYY008LF	0.530	13.47	0.135	3.43	0.295	7.50	NO	-	NOTE 1,7
10118615-XYY009LF	0.315	8.00	0.095	2.41	0.120	3.05	NO	-	NOTE 1,7
10118615-XYY010LF	0.525	13.34	0.107	2.72	0.318	8.08	NO	-	NOTE 1,7
10118615-XYY011LF	0.650	16.51	0.120	3.05	0.430	10.92	NO	-	NOTE 1,7
10118615-XYY012LF	0.480	12.19	0.095	2.41	0.285	7.24	NO	-	NOTE 1,7
10118615-XYY013LF	0.475	12.07	0.120	3.05	0.255	6.48	NO	-	NOTE 1,7
10118615-XYY014LF	0.825	20.96	0.115	2.92	0.610	15.49	NO	-	NOTE 1,7
10118615-XYY015LF	0.538	13.67	0.120	3.05	0.318	8.08	NO	-	NOTE 1,7
10118615-XYY016LF	0.938	23.83	0.520	13.21	0.318	8.08	NO	-	NOTE 1,7
10118615-XYY017LF	0.440	11.18	0.110	2.79	0.230	5.84	NO	-	NOTE 1,7
10118615-XYY018LF	0.720	18.29	0.120	3.05	0.500	12.07	NO	-	NOTE 1,7
10118615-XYY019LF	0.760	19.30	0.120	3.05	0.540	13.72	NO	-	NOTE 1,7
10118615-XYY020LF	0.410	10.41	0.110	2.79	0.200	5.08	NO	-	NOTE 1,7
10118615-XYY021LF	0.425	10.80	0.095	2.41	0.230	5.84	YES	-	NOTE 1,7
10118615-XYY022LF	0.704	17.88	0.469	11.91	0.135	3.43	NO	-	NOTE 1,7
10118615-X25023LF	0.538	13.67	0.120	3.05	0.318	8.08	NO	2,4,5,6,8,10,12,14,16,18,20,22,24	NOTE 1,7
10118615-X15024LF	0.538	13.67	0.120	3.05	0.318	8.08	NO	2,4,5,6,8,10,12,14	NOTE 1,7
10118615-X07025LF	0.450	11.43	0.120	3.05	0.230	5.84	NO	2,4,6	NOTE 1,7
10118615-XYY026LF	0.450	11.43	0.120	3.05	0.230	5.84	NO	-	NOTE 1,7
10118615-XYY027LF	0.615	15.62	0.115	2.92	0.400	10.16	NO	-	NOTE 1,7
10118615-XYY028LF	0.813	20.65	0.483	12.27	0.230	5.84	NO	-	NOTE 1,7
10118615-XYY029LF	0.453	11.50	0.028	0.70	0.325	8.26	NO	-	NOTE 1,7

mat'l. code NOTE 2 & 3		surface ISO 1302	tolerance ISO 406 ISO 1101	projection 	product family BERGSTIK
ltr	ecn no	dr	date	tolerances unless otherwise specified	title
E				angles linear 0±2'	BERGSTIK® II HEADER .100/2.54cc SR SRAIGHT
				dr ZK.HU 09/02/11	dwg no 10118615 sheet 4 of 4 size A3
				enr ZK.HU 09/02/11	type Product Customer Drawing
				chr J.ZHOU 09/02/11	
				app R.BIAN 09/02/11	
sheet index	revision sheet				