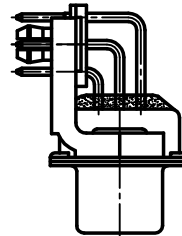
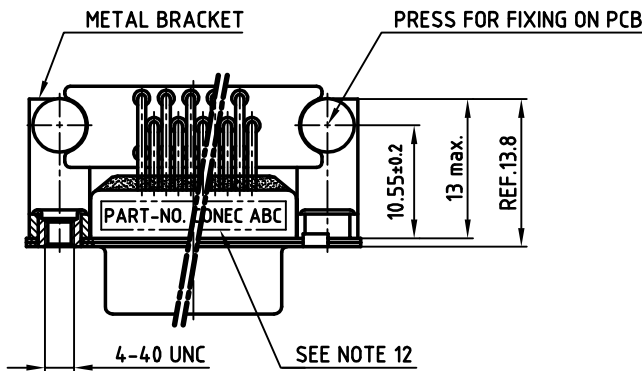
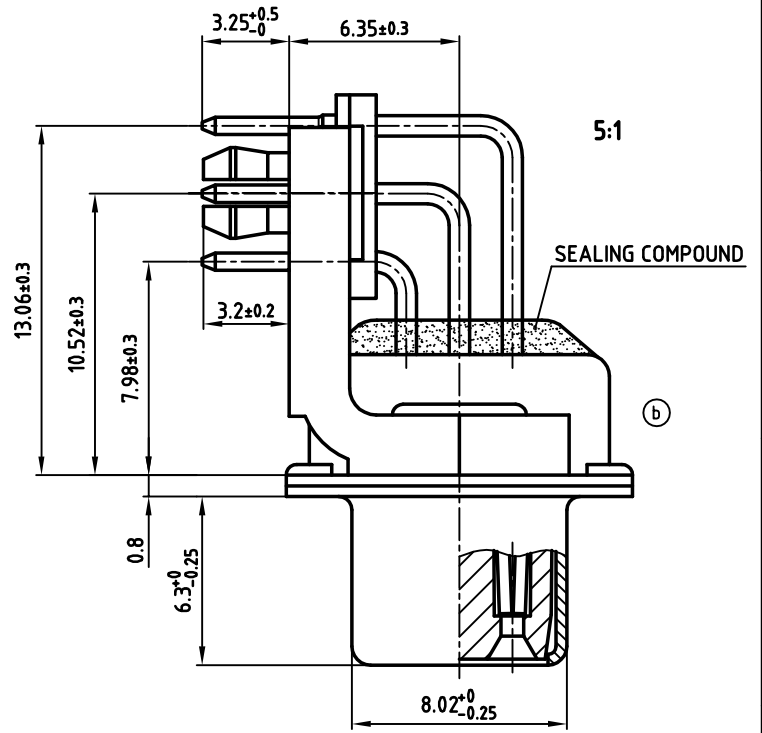
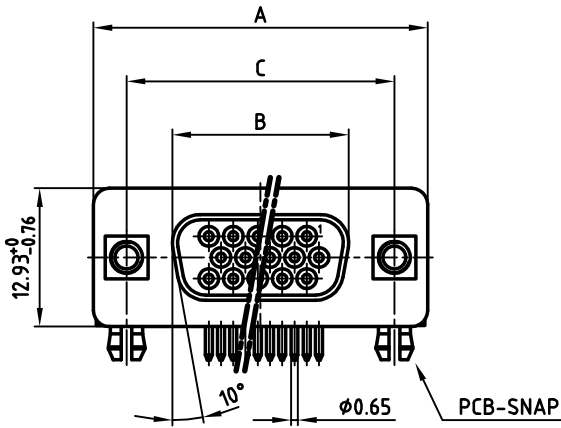


used for: D-SUB HD FILTER

POS.	A -0.76	B -0.25	C	Part No.
15	31.19	16.46	25.00 ^{+0.12} _{-0.13}	242A19490X
26	39.52	24.79	33.30 ^{+0.15} _{-0.1}	242A19500X
44	53.42	38.50	47.04 ^{+0.13}	242A19510X
62	69.70	54.96	63.50 ^{+0.13}	242A19520X



NOTES:

- METALSHELLS: STEEL; min. 315µm TIN over 40-80µm NICKEL
- INSULATORS: HIGH TEMPERATURE PLASTIC UL 94 V-0, BLACK
- CONTACTS: COPPER ALLOY
PLATING: 8µm HARD GOLD OVER min. 50µm NICKEL
CONTACT TAILS PRETINNED
- METAL BRACKET: ZINC DIE CAST; 300µm COPPER/40-120µm NICKEL/120-200µm TIN
- THREADED INSERT: COPPER ALLOY; min. 200µm TIN over 80µm NICKEL
- PCB-SNAP: COPPER ALLOY; min. 200µm TIN over 80µm NICKEL
PCB-HOLE: $\phi 3.1 \pm 0.1$; PCB THICKNESS 1.6mm
- FIXING-PLATE: PBT GF UL 94 V-0, BLACK
- P.C.B. HOLE DRILLINGS ON SHEET 2
- CAPACITANCE: 370pF $\pm 20\%$
- DIELECTRIC WITHSTANDING VOLTAGE: 300 VDC
- MAXIMUM TORQUE VALUE FOR THREAD: 6 in.LB
- CONNECTOR IS PART MARKED: **PART-NO. CONEC ABC**



APPROVAL * FREIGABE * DEBLOCAGE * AUTOR/ZACION * APPROVAL

CUSTOMER APPROVAL DATE:

NAME: _____ TITLE: _____

COMPANY NAME: _____

APPROVAL * FREIGABE * DEBLOCAGE * AUTOR/ZACION * APPROVAL

THIS DRAWING MAY NOT BE COPIED OR REPRODUCED IN ANY WAY, AND MAY NOT BE PASSED ON TO A THIRD PARTY WITHOUT WRITTEN PERMISSION. OWNERSHIP AND COPYRIGHT OF CONEC GmbH DO NOT ALTER CAD DRAWING BY HAND

1 x b	Ä 3482	02.11.2009	Petker
a	Origin		
rev.	description	date	name

tolerance		dim. in mm
2006	date	name
drawn	24.10.	Lehmenkühler
appd.	24.10.	Mickenbecker
norm	DIN 41652	
d-old		

scale: 2:1 (5:1)
material: SEE NOTES

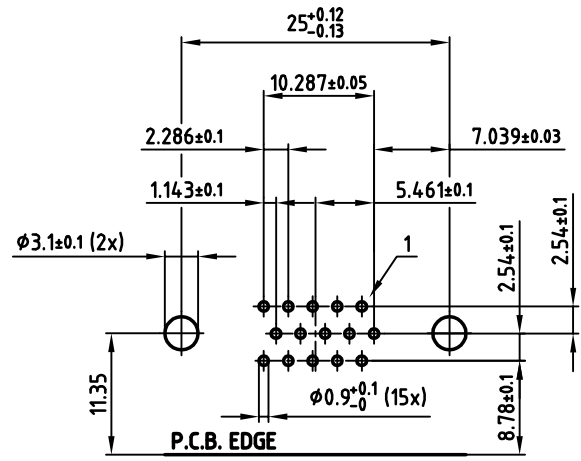
title: **D-SUB HD FILTER FEMALE 90°**
15-62pos. SOLDER PIN ANGLED 0.350inch
threaded insert, metal bracket, fixing-plate, clip

dwg no: AutoCAD 2006 DIN-A
3
sh: 1/2

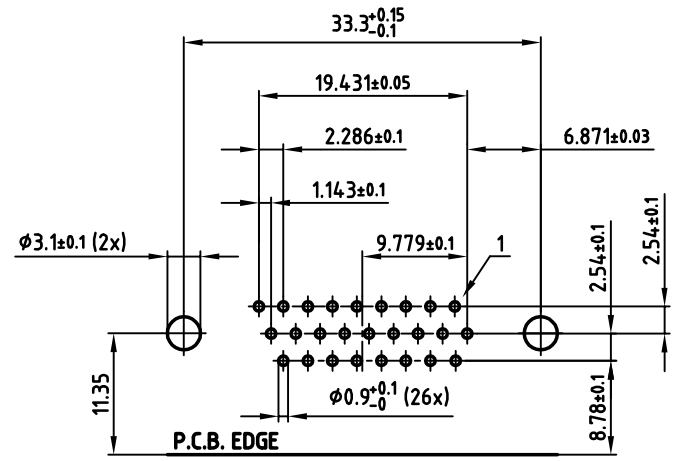
part no: **24K1A935**

SEE TABLE

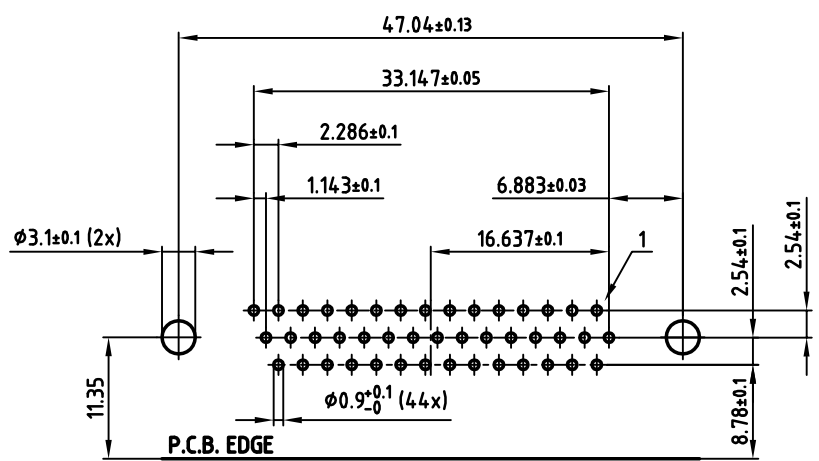
used for: D-SUB HD FILTER



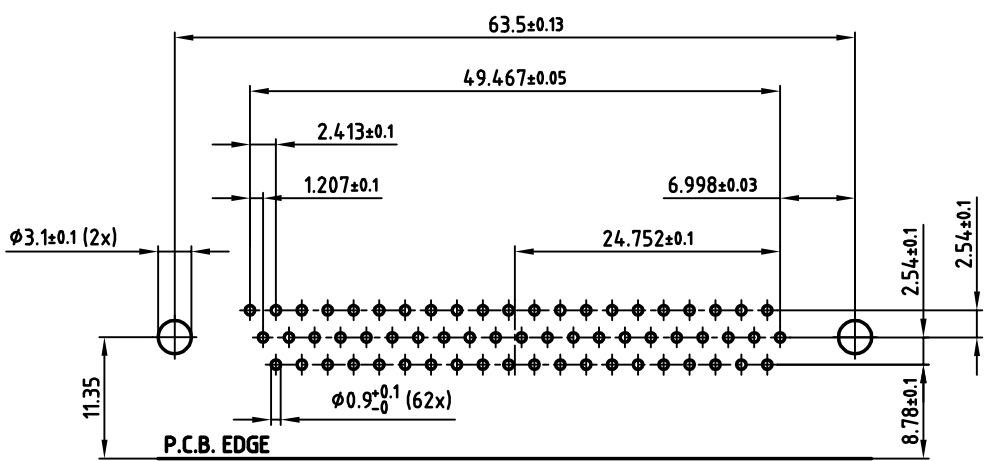
P.C.B. TOP SIDE 15pos.



P.C.B. TOP SIDE 26pos.



P.C.B. TOP SIDE 44pos.



P.C.B. TOP SIDE 62pos.

APPROVAL * FREIGABE * DEBLOCAGE * AUTOR/ZACION * APPROVAL

CUSTOMER APPROVAL DATE:

NAME: TITLE:

COMPANY NAME:

APPROVAL * FREIGABE * DEBLOCAGE * AUTOR/ZACION * APPROVAL

tolerance		dim. in mm	scale: 2:1	
			material: SEE SHEET 1	
2006 date		name		title: P.C.B. HOLE DRILLINGS D-SUB HD FILTER FEMALE 90° 15-62pos. 0.350" threaded insert, metal bracket, fixing-plate, clip
drawn	24.10.	Lehmenkühler		
appd.	24.10.	Mickenbecker		
norm		DIN 41652		
d-old				dwg no: AutoCAD 2006
a Origin		CONEC		DIN-A
rev. description date name		part no: SEE SHEET 1		3
				sh:2/2