

WPD 111 1X95/4X35 BL**Weidmüller Interface GmbH & Co. KG**

Klingenbergstraße 26

D-32758 Detmold

Germany

www.weidmueller.com**Power feed-in**

Our wide range of W-Series terminal blocks with our WPD main line branch terminals, which are optimised to guarantee both convenience and space gains, ensures a secure and convenient connection at the power feed-in.

General ordering data

Version	W-Series, Distribution block, Rated cross-section: 95 mm ² , Screw connection, Terminal rail / mounting plate
Order No.	2603800000
Type	WPD 111 1X95/4X35 BL
GTIN (EAN)	4050118681277
Qty.	1 pc(s).

Creation date January 10, 2022 9:08:38 PM CET

WPD 111 1X95/4X35 BL
Weidmüller Interface GmbH & Co. KG

Klingenbergstraße 26

D-32758 Detmold

Germany

www.weidmueller.com

Technical data
Dimensions and weights

Depth	69.4 mm	Depth (inches)	2.732 inch
Height	105 mm	Height (inches)	4.134 inch
Width	36.6 mm	Width (inches)	1.441 inch
Net weight	240 g		

Temperatures

Storage temperature	-25 °C...55 °C	Continuous operating temp., min.	-50 °C
Continuous operating temp., max.	130 °C		

Material data

Material	Wemid	Colour	blue
UL 94 flammability rating	V-0		

System specifications

Version	Screw connection	End cover plate required	No
Number of potentials	1	Number of levels	1
Number of clamping points per level	5	Rail	TS 35, Mounting plate
N-function	No	PE function	No
PEN function	No		

Additional technical data

Installation advice	Terminal rail / mounting plate	Open sides	closed
Snap-on	Yes	Type of mounting	Snap-on, Direct mounting

Conductors for clamping (rated connection)

Connection direction	on side	Number of connections	5
Type of connection	Screw connection		

General

Installation advice	Terminal rail / mounting plate	Number of poles	1
Rail	TS 35, Mounting plate	Standards	IEC 60947-7-1

Rating data

Rated cross-section	95 mm ²	Rated voltage	1,000 V
Rated AC voltage	1,000 V	Rated DC voltage	1,500 V DC
Rated current	232 A	Standards	IEC 60947-7-1
Rated impulse withstand voltage	8 kV	Pollution severity	3
Surge voltage category	III		

Classifications

ETIM 6.0	EC000897	ETIM 7.0	EC000897
ETIM 8.0	EC000897	ECLASS 9.0	27-14-11-20
ECLASS 9.1	27-14-11-20	ECLASS 10.0	27-14-11-20
ECLASS 11.0	27-14-11-20		

Creation date January 10, 2022 9:08:38 PM CET

Catalogue status 17.12.2021 / We reserve the right to make technical changes.

Data sheet**WPD 111 1X95/4X35 BL****Weidmüller Interface GmbH & Co. KG**
Klingenbergstraße 26
D-32758 Detmold
Germany

www.weidmueller.com

Technical data**Approvals**

Approvals

**Downloads**

Approval/Certificate/Document of Conformity	VDE Certificate DNV Certificate
Catalogues	Catalogues in PDF-format

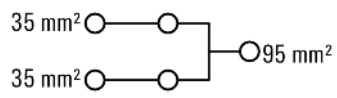
Data sheet

WPD 111 1X95/4X35 BL

Weidmüller Interface GmbH & Co. KG
Klingenbergstraße 26
D-32758 Detmold
Germany

www.weidmueller.com

Drawings



Power distribution

Screw connection

W-Series

WPD 111 1X95/4X35 GY

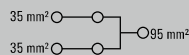


WPD 111

95 mm²

Width / Height / Depth	mm
max. current / max. conductor	A/mm ²
max. clamping range	mm ²

36.6 / 69.4 / 105
232 / 95
2.5...95



Technical data

Rated data		
Rated voltage		V
Rated current		A
for wire cross-section	95 mm ²	mm ²
Rated impulse withstand voltage / Pollution severity		
Overvoltage category / UL 94 flammability rating		
Approvals		
Clamped conductors (H05V/H07V)		
Solid / Stranded	95 mm ²	mm ²
	35 mm ²	mm ²
Flexible with ferrule	95 mm ²	mm ²
	35 mm ²	mm ²
Stripping length / Blade size	95 mm ²	mm/-
	35 mm ²	mm/-
Tightening torque		Nm

Note

IEC 60947-7-1 (Cu), UL 1059 (Cu+Al)

IEC	UL	CSA	EN 60079-7
1000	1000		
232	230		
95	AWG 4/0		
			8 kV / 3
			III / V-0

Bemessungsanschluss

16...95 / 16...95
4...35 / 4...35
10...70
2.5...25
21 / M12
16 / M8
see appendix at the end of the chapter



B

Ordering data

Version	
grey	
blue	
red	
black	

Note

Type	Qty.	Order No.
WPD 111 1X95/4X35 GY	1	2603790000
WPD 111 1X95/4X35 BL	1	2603800000
WPD 111 1X95/4X35 RD	1	2730310000
WPD 111 1X95/4X35 BK	1	2730320000

Accessories







End bracket	
dark beige	
dark beige	






Screwdriver	
SET	

Type	Qty.	Order No.
WEW 35/2	100	1061200000
AEB 35 SC/1	50	1991920000
SDK PZ2 X 100	1	2749450000
SK WSD-S 1,5-10,0	1	9008850000









Conductor connection data according to IEC 60947-7-1







connection point A			connection point A		
Copper			Copper		
1x 95 mm ²	 		1x 35 mm ²	 	
95 mm ²	14 Nm	14 Nm	35 mm ²	6 Nm	6 Nm
70 mm ²			25 mm ²		
50 mm ²			16 mm ²		
35 mm ²			10 mm ²		
25 mm ²			6 mm ²		
16 mm ²			4 mm ²		
10 mm ²			2,5 mm ²		
Stripping lengths	21 mm		Stripping lengths	16 mm	
Allen screw	M12		Allen screw	M8	

				
Stranded	Solid	Flexible with ferrule	Sector shaped	Flat band

UL Rating data according to UL 1059

Certificate no. (UR) XCFR2.E60693

Input (line)	connection point A			
	Copper		Aluminium	
	 		 	
AWG 4/0	200 Lb In.	200 Lb In.	200 Lb In.	200 Lb In.
AWG 3/0				
AWG 2/0				
AWG 1/0				
AWG 1				
AWG 2				
AWG 3				
AWG 4				
AWG 6				
AWG 8				
max. current	230 A	200 A	180 A	155 A
Voltage size B,C (UR)	1000 V			

Output	connection point 1 / 2 / 3 / 4			
	Copper		Aluminium	
	 		 	
AWG 2	124.8 Lb In.	124.8 Lb In.	124.8 Lb In.	124.8 Lb In.
AWG 3				
AWG 4				
AWG 6				
AWG 8				
AWG 10				
AWG 12				
AWG 14				
max. current	115 A	100 A	90 A	75 A
Voltage size B,C (UR)	1000 V			

