

Happy Rain Cloud PCB Blinky Badge Solder Kits

FEATURES

- ◆ 6 flickering red LEDs!
- ◆ ON/OFF switch
- ◆ Battery included
- ◆ Magnets and adhesive pin for “pinning” and making it wearable

APPLICATIONS

- ◆ Year-round spooky season enjoyment
- ◆ Learning or teaching soldering skills
- ◆ PCB badge collections

DESCRIPTION

It's a backlit coffin badge with a skull and crossbones silkscreen on the front. It has 6 self-flickering LEDs that give the board a glowing effect. This board is matte black and the solder joints act as nails in the coffin. It also has an on/off switch and **includes a CR2032 battery**. If that's not enough we also included a super-strong neodymium magnet, and an adhesive pin. We're all about options!




After assembly:



INSTRUCTIONS:


1. Solder Resistors

Back of board with resistors:




3. Solder Right-angle Switch

Back of board with battery holder:




2. Solder LEDs

Back of board with LEDs:



4. Solder the Battery Holder

Back of board:






- Put in the battery and turn it on!

Front of board:




Magnet:



- Attach Adhesive pin or Magnet

Adhesive pin:



YOU MAY ALSO LIKE

ASC-0001

Angry Storm Cloud

PCB Blinky Badge Solder kit



CONNECT WITH US!

We love to see what you do with our products!
Tag us in your posts and use #AlpenglowInd or
#alpenglowindustries.

Instagram: @AlpenglowInd

YouTube: Alpenglow Industries

Email: info@alpenglowindustries.com