

# ZCKS404

Limit switch body with spring return rotary head, Limit switches XC Standard, ZCKS, w/o op. lever, 2C/O, snap action, Pg13.5



## Main

Range of Product	Telemecanique Limit switches XC Standard
Series name	Standard format
Product or Component Type	Limit switch body with spring return rotary head
Device short name	ZCKS
Body type	Fixed
Product Compatibility	XCKS
Associated head	ZCKD59 ZCKD54 ZCKD33 ZCKD39 ZCKD34 ZCKD05 ZCKD01 ZCKD49 ZCKD029 ZCKD91 ZCKD019 ZCKD08 ZCKD55 ZCKD06 ZCKD41 ZCKD02 ZCKD31 ZCKD81
Body Material	Plastic
Cable entry	1 entry tapped for Pg 13.5 cable gland
Number of poles	2
Contacts type and composition	2 C/O
Contact operation	Snap action
Number of steps	2 3 positions
Contacts material	Silver plated contacts

## Complementary

Switch actuation	From left and right
Local display	Without
Electrical connection	Screw-clamp terminals 1 x 0.75...2 x 1.5 mm <sup>2</sup>
Positive opening	Without
Minimum actuation speed	0.01 m/min
[Ie] rated operational current	3 A 240 V, AC-15, A300 EN/IEC 60947-5-1 appendix A 0.27 A 250 V, DC-13, Q300 EN/IEC 60947-5-1 appendix A
[Ithe] conventional enclosed thermal current	10 A
[Ui] rated insulation voltage	500 V 3)IEC 60947-1 contact block 300 VCSA C22.2 No 14 contact block 300 VUL 508 contact block
Maximum resistance across terminals	0.25 mOhm IEC 60255-7 category 3
[Uimp] rated impulse withstand voltage	6 kV IEC 60664 6 kV IEC 60947-1
Short-circuit protection	10 A cartridge fuse gG
Electrical durability	5000000 Cycles, DC-13 120 V, 7 W 60 cyc/mn 0.5 IEC 60947-5-1 appendix C 5000000 Cycles, DC-13 24 V, 13 W 60 cyc/mn 0.5 IEC 60947-5-1 appendix C 5000000 cycles, DC-13 48 V, 9 W 60 cyc/mn 0.5 IEC 60947-5-1 appendix C

The information provided in this documentation contains general descriptions and/or technical characteristics of the performance of the products contained herein. This documentation is not intended as a substitute for and is not to be used for determining suitability or reliability of these products for specific user applications. It is the duty of any such user or integrator to perform the appropriate and complete risk analysis, evaluation and testing of the products with respect to the relevant specific application or use thereof. Neither Schneider Electric Industries SAS nor any of its affiliates or subsidiaries shall be responsible or liable for misuse of the information contained herein.

Width	1.57 in (40 mm)
Height	2.87 in (73 mm)
Depth	1.42 in (36 mm)
Net Weight	0.18 lb(US) (0.08 kg)
Terminals description ISO n°1	(13-14)NO (23-24)NO

## Environment

IP Degree of Protection	IP65
IK Degree of Protection	IK03
Ambient air temperature for operation	-13...158 °F (-25...70 °C) standard environment
Ambient Air Temperature for Storage	-40...158 °F (-40...70 °C)
Environmental characteristic	Standard environment






## Ordering and shipping details

Category	22411-LIMIT SWITCHES,IEC,XCKJ
Discount Schedule	T
GTIN	3389110599688
Nbr. of units in pkg.	1
Package weight(Lbs)	5.82 oz (165.0 g)
Returnability	No
Country of origin	FR

## Packing Units

Unit Type of Package 1	PCE
Package 1 Height	2.36 in (6 cm)
Package 1 width	2.83 in (7.2 cm)
Package 1 Length	4.72 in (12 cm)
Unit Type of Package 2	S02
Number of Units in Package 2	20
Package 2 Weight	8.06 lb(US) (3.655 kg)
Package 2 Height	5.91 in (15 cm)
Package 2 width	11.81 in (30 cm)
Package 2 Length	15.75 in (40 cm)

## Offer Sustainability

Sustainable offer status	Green Premium product
California proposition 65	WARNING: This product can expose you to chemicals including: Diisononyl phthalate (DINP), which is known to the State of California to cause cancer, and Di-isodecyl phthalate (DIDP), which is known to the State of California to cause birth defects or other reproductive harm. For more information go to <a href="http://www.P65Warnings.ca.gov">www.P65Warnings.ca.gov</a>
REACH Regulation	 <a href="#">REACH Declaration</a>
EU RoHS Directive	Pro-active compliance (Product out of EU RoHS legal scope)  <a href="#">EU RoHS Declaration</a>
Mercury free	Yes
RoHS exemption information	 <a href="#">Yes</a>
Environmental Disclosure	 <a href="#">Product Environmental Profile</a>
Circularity Profile	 <a href="#">End Of Life Information</a>

## Contractual warranty

Warranty	18 months
----------	-----------