



Main

| | |
|--|----------------------------------|
| Range of Product | Harmony Electromechanical Relays |
| Series name | Miniature |
| Product or Component Type | Plug-in relay |
| Device short name | RXM |
| Contacts type and composition | 2 C/O |
| [Uc] control circuit voltage | 120 V AC 50/60 Hz |
| [Ithe] conventional enclosed thermal current | 12 A -40...131 °F (-40...55 °C) |
| Status LED | Without |
| Control Type | Lockable test button |
| Utilisation coefficient | 20 % |

Complementary

| | |
|--|---|
| Shape of pin | Flat |
| [Ui] rated insulation voltage | 250 V IEC 300 V CSA 300 V UL |
| [Uimp] rated impulse withstand voltage | 4 kV 1.2/50 µs |
| Contacts material | AgNi |
| [Ie] rated operational current | 12 A 28 V DC) NO IEC 12 A 250 V AC) NO IEC 6 A 28 V DC) NC IEC 6 A 250 V AC) NC IEC 12 A 28 V DC) UL 12 A 277 V AC) UL |
| Maximum switching voltage | 250 V IEC |
| Resistive rated load | 12 A 250 V AC 12 A 28 V DC |
| Maximum switching capacity | 3000 VA/336 W |
| Minimum switching capacity | 170 mW 10 mA, 17 V |
| Operating rate | <= 1200 cycles/hour under load <= 18000 cycles/hour no-load |
| Mechanical durability | 10000000 cycles |
| Electrical durability | 100000 cycles resistive |
| Average coil consumption in VA | 1.2 60 Hz |
| Average consumption | 1.2 VA 60 Hz |
| Drop-out voltage threshold | >= 0.15 Uc |
| Operate time | 20 ms |
| Release time | 20 ms |
| Average coil resistance | 3630 Ohm 20 °C +/- 15 % |
| Rated operational voltage limits | 96...132 V AC |
| Safety reliability data | B10d = 100000 |
| Protection category | RT I |
| Test levels | Level A |
| Operating position | Any position |
| Net Weight | 0.08 lb(US) (0.037 kg) |
| Device presentation | Complete product |

Environment

| | |
|---------------------------------------|--|
| Dielectric strength | 1300 V AC between contacts with micro disconnection 2000 V AC between coil and contact 2000 V AC between poles |
| Product Certifications | Lloyd's GOST CSA UL CE |
| Standards | UL 508 EN/IEC 61810-1 CSA C22.2 No 14 |
| Ambient Air Temperature for Storage | -40...185 °F (-40...85 °C) |
| Ambient air temperature for operation | -40...131 °F (-40...55 °C) |
| Vibration resistance | 3 gn +/- 1 mm 10...150 Hz)5 cycles in operation 5 gn +/- 1 mm 10...150 Hz)5 cycles not operating |
| IP degree of protection | IP40 conforming to EN/IEC 60529 |
| Shock resistance | 10 gnin operation 30 gnnot operating |
| Pollution degree | 3 |

Ordering and shipping details

| | |
|-----------------------|-------------------------------|
| Category | 21127 - ZELIO ICE CUBE RELAYS |
| Discount Schedule | CP2 |
| GTIN | 3389119403429 |
| Nbr. of units in pkg. | 1 |
| Package weight(Lbs) | 1.31 oz (37 g) |
| Returnability | Yes |
| Country of origin | ID |

Packing Units

| | |
|------------------------|-----------------|
| Unit Type of Package 1 | PCE |
| Package 1 Height | 1.61 in (41 mm) |
| Package 1 width | 0.83 in (21 mm) |
| Package 1 Length | 1.10 in (28 mm) |

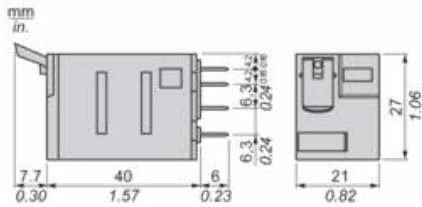
Offer Sustainability

| | |
|----------------------------|--|
| Sustainable offer status | Green Premium product |
| California proposition 65 | WARNING: This product can expose you to chemicals including: Nickel compounds, which is known to the State of California to cause cancer, and Di-isodecyl phthalate (DIDP), which is known to the State of California to cause birth defects or other reproductive harm. For more information go to www.P65Warnings.ca.gov |
| REACH Regulation | REACH Declaration |
| REACH free of SVHC | Yes |
| EU RoHS Directive | Pro-active compliance (Product out of EU RoHS legal scope) EU RoHS Declaration |
| Toxic heavy metal free | Yes |
| Mercury free | Yes |
| RoHS exemption information | Yes |
| China RoHS Regulation | China RoHS Declaration |
| Environmental Disclosure | Product Environmental Profile |
| WEEE | The product must be disposed on European Union markets following specific waste collection and never end up in rubbish bins. |

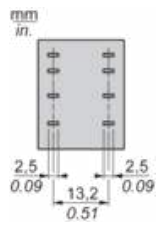
Contractual warranty

| | |
|----------|-----------|
| Warranty | 18 months |
|----------|-----------|

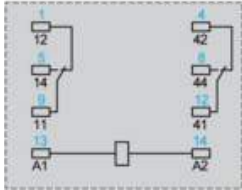
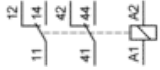
Dimensions



Pin Side View



Wiring Diagram

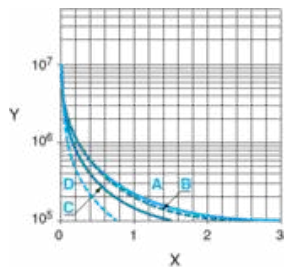


Symbols shown in blue correspond to Nema marking.

Electrical Durability of Contacts

Durability (inductive load) = durability (resistive load) x reduction coefficient.

Resistive AC load



X Switching capacity (kVA)

Y Durability (Number of operating cycles)

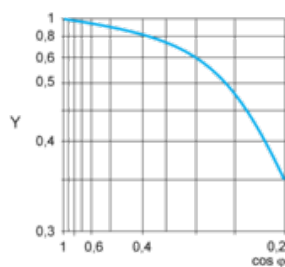
A RXM2AB...

B RXM3AB...

C RXM4AB...

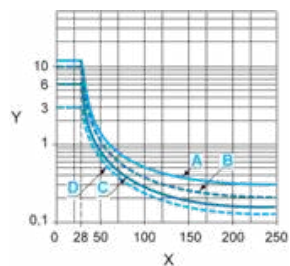
D RXM4GB...

Reduction coefficient for inductive AC load (depending on power factor $\cos \phi$)



Y Reduction coefficient (A)

Maximum switching capacity on resistive DC load



X Voltage DC

Y Current DC

A RXM2AB...

B RXM3AB...

C RXM4AB...

D RXM4GB...

Note : These are typical curves, actual durability depends on load, environment, duty cycle, etc.