

REVISIONS			
REV	DESCRIPTION, ECN, EAR NO.	DATE	APP'D
A	DRAWING PER EAR XXXX	TBD	TBD



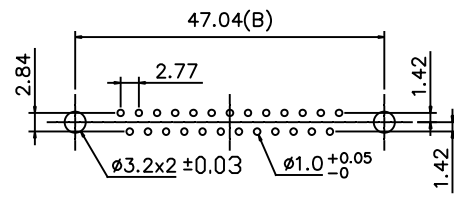
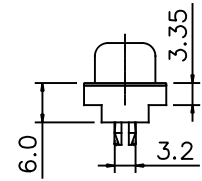
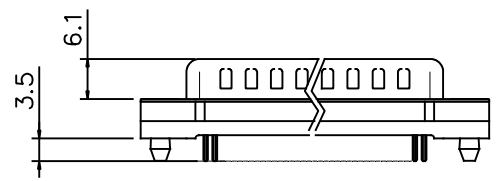
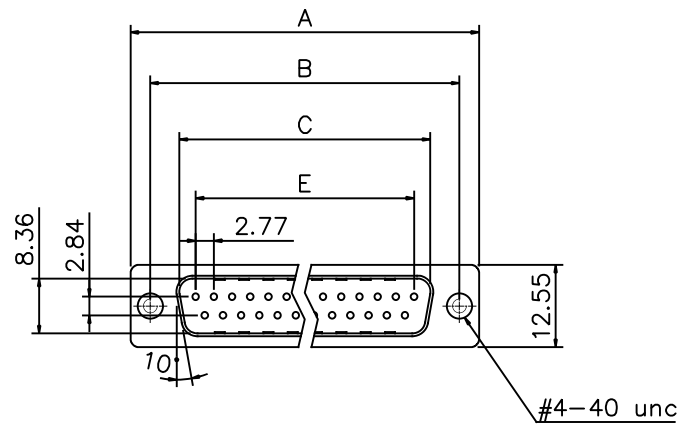
Product Specification

Material

Insulator : See ordering info for colour type
 Contact : Copper alloy
 Shell : Steel, 100u" Tin Over 50u" min Copper
 Boardlock : Brass, 100u" min Tin Plated.

Electrical

Contact Resistance :20 milliohms
 Insulation Resistance :1000 magohms at 500 VDC
 Dielectric Withstanding Voltage :
 1000 VAC/rms 60Hz for 1 minute
 Current Rating :3 AMP
 Volatge Rating :250 VAC/rms 60Hz



Recomended PCB Layout

ORDERING CODE: NFD17-EXXPA-4E1D-A

NUMBER OF CONTACTS:

- 09: 09 POSITION
- 15: 15 POSITION
- 25: 25 POSITION
- 37: 37 POSITION

Dimensions

Positions	A	B	C	E
9	30.81	24.99	16.92	11.08
15	39.20	33.30	25.25	19.39
25	53.05	47.04	38.96	33.24
37	69.40	63.50	55.42	49.86

UNLESS SPECIFIED OTHERWISE	DRAWN ED.LIU	JUL22/22
PRIMARY UNITS MILLIMETERS	CHECKED TBD	TBD
SECONDARY	M.E. APP'D	
REFERENCE IN PARENTHESES	Q.A. APP'D	
GENERAL TOLERANCES	DWG APP'D TBD	TBD
1 DECIMAL PLACE ±0.38	ENG. REL. NO. EAR XXXX	
2 DECIMAL PLACES ±0.25	REF.	
3 DECIMAL PLACES	THIRD ANGLE PROJECTION	DO NOT SCALE DRAWING
ANGULAR DEGREES ±2°		

Amphenol Canada Corp. Commercial Products		
NFD17 SERIES MALE D-SUB CONNECTOR, RoHS COMPLIANT		
DWG NO.	P-NFD17-EXXPA-4E1D-A	REV A
CODE ID NO. 03554	DWG SIZE X	SCALE XX:1 SHEET 1 OF 1