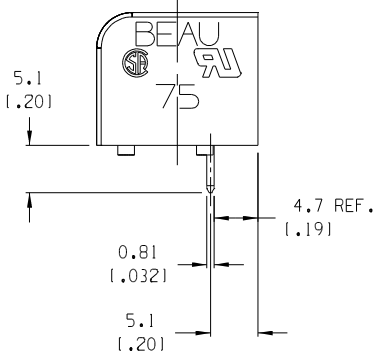
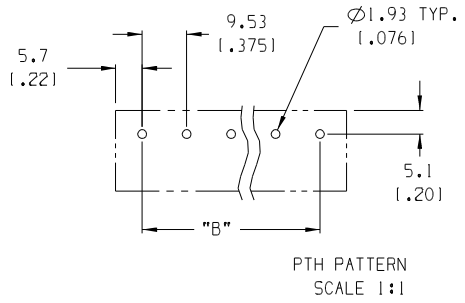
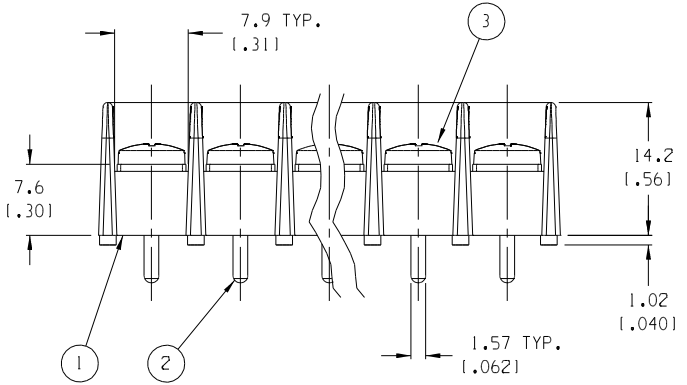
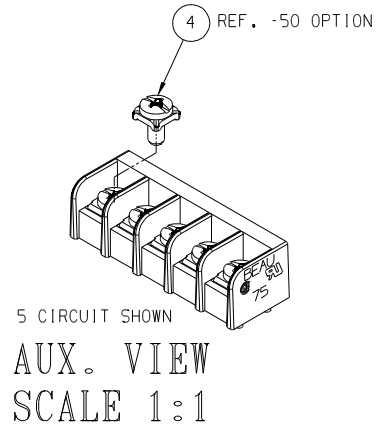
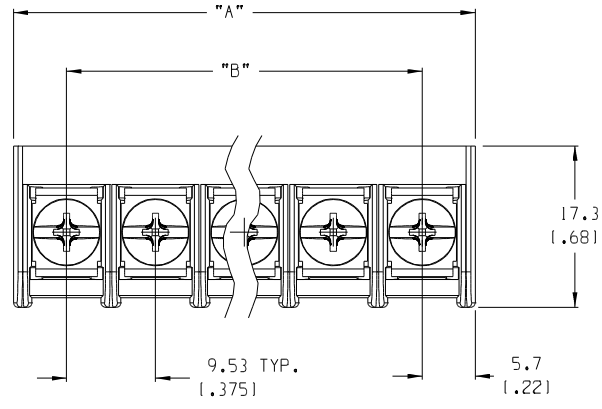


NO. OF CIRC.	DIM "A"	DIM "B"	MATERIAL NO. -C, -P OPT.	MATERIAL NO. -C, -P, -50 OPT.
02	20.9 [0.82]	9.53 [1.375]	387506602	387507802
03	30.4 [1.20]	19.05 [1.750]	387506603	387507803
04	39.9 [1.57]	28.58 [1.125]	387506604	387507804
05	49.5 [1.95]	38.10 [1.500]	387506605	387507805
06	59.0 [2.32]	47.63 [1.875]	387506606	387507806
07	68.5 [2.70]	57.15 [2.250]	387506607	387507807
08	78.0 [3.07]	66.68 [2.625]	387506608	387507808
09	87.6 [3.45]	76.20 [3.000]	387506609	387507809
10	97.1 [3.82]	85.73 [3.375]	387506610	387507810
11	106.6 [4.20]	95.25 [3.750]	387506611	387507811
12	116.1 [4.57]	104.78 [4.125]	387506612	387507812
13	125.7 [4.95]	114.30 [4.500]	387506613	387507813
14	135.2 [5.32]	123.83 [4.875]	387506614	387507814
15	144.7 [5.70]	133.35 [5.250]	387506615	387507815
16	154.2 [6.07]	142.88 [5.625]	387506616	387507816
17	163.8 [6.45]	152.40 [6.000]	387506617	387507817
18	173.3 [6.82]	161.93 [6.375]	387506618	387507818
19	182.8 [7.20]	171.45 [6.750]	387506619	387507819
20	192.3 [7.57]	180.98 [7.125]	387506620	387507820
21	201.9 [7.95]	190.50 [7.500]	387506621	387507821
22	211.4 [8.32]	200.03 [7.875]	387506622	387507822
23	220.9 [8.70]	209.55 [8.250]	387506623	387507823
24	230.4 [9.07]	219.08 [8.625]	387506624	387507824
25	240.0 [9.45]	228.60 [9.000]	387506625	387507825
26	249.5 [9.82]	238.13 [9.375]	387506626	387507826



- NOTES:
1. MATERIAL: SEE TABLE
 2. FINISHES: SEE TABLE
 3. PRODUCT SPECIFICATION: NOT REQUIRED
 4. PACKAGING: NOT REQUIRED
 5. MATES WITH: NONE
 6. "XX" REFERS TO QUANTITY OF CIRCUITS

ITEM	QTY.	DESCRIPTION	MATERIAL	FINISH
4	XX	SCREW W/SO, WASHER, #6-32X.250, PHIL-SLOT, -50	STEEL	ZN, CLEAR CHROMATE
3	XX	SCREW, #6-32X.250, BHD, PHIL-SLOT, STD.	STEEL	ZN, CLEAR CHROMATE
2	XX	TERMINAL, PC	BRASS	TIN PLATE
1	1	INSULATOR	THERMOPLASTIC	BLACK

EC NO. RELEASED CLY DRWN: CH/K1 APPR:	QUALITY SYMBOLS MAJOR : CRITICAL : SPC : S :	GENERAL TOLERANCES: (UNLESS SPECIFIED)		SCALE 2:1	DESIGN UNITS <input type="checkbox"/> mm <input checked="" type="checkbox"/> INCH	THIRD ANGLE PROJECTION	DIMENSIONS: <input checked="" type="checkbox"/> mm <input type="checkbox"/> INCH <input type="checkbox"/> mm ONLY	PROJECT NO. - - -
		4 PLACES ±.0015 3 PLACES ±.038 ±.005 2 PLACES ±.13 ±.01 1 PLACE ±.3		DRAWN BY & DATE C. YORK 06-17-05	TITLE: 9.53mm [1.375"] SR BTS, PC, CS ASSY, NO MTG, STANDOFF PADS		REVISE ON CAD ONLY	
		ANGULAR: ±2°		CHECKED BY & DATE	MOLEX INCORPORATED			
		DRAFT WHERE APPLICABLE MUST REMAIN WITHIN DIMENSIONS		APPROVED BY & DATE	CAD FILENAME 755XX-C-P	MATERIAL NO. SEE CHART	DRAWING NO. SD-38750-002	SHEET NO. 1 OF 1

THIS DRAWING CONTAINS INFORMATION THAT IS PROPRIETARY TO MOLEX INCORPORATED AND SHOULD NOT BE USED WITHOUT WRITTEN PERMISSION.