

1241404-1 ✓ ACTIVE

AMP | AMP MCP Connector System

TE Internal #: 1241404-1

Automotive Terminals, Receptacle, Mating Tab Width 4.8 mm / 6.3 mm / 5.8 mm [.189 in / .228 in / .248 in], AMP MCP Connector System

[View on TE.com >](#)



Terminals & Splices > Automotive Terminals > AMP MCP, RECEPTACLE AND TAB



Terminal Type: **Receptacle**

Mating Tab Width: 4.8 mm, 5.8 mm, 6.3 mm [.189 in, .228 in, .248 in]

Mating Tab Thickness: .8 mm [.031 in]

Terminal Transmits: 0 – 24 A (Low Power)

Wire Size: 15 – 13 AWG

[All AMP MCP, RECEPTACLE AND TAB \(129\)](#)

## Features

### Product Type Features

Receptacle Style	180°
Sealable	No
Primary Locking Feature	Locking Lance

### Contact Features

Contact Size	4.8mm, 6.3mm
Contact Fabrication	Stamped & Formed
Wire Contact Termination Area Plating Material	Tin
Typical Current Rating	24 A
Crimp Type	F-Crimp
Terminal Type	Receptacle
Mating Tab Width	4.8 mm, 5.8 mm, 6.3 mm [.189 in][.228 in][.248 in]
Mating Tab Thickness	.8 mm [.031 in]
Interface Plating	Tin (Sn)

### Termination Features

Termination Method to Wire & Cable	Crimp
Product Terminates To	Wire



### Dimensions

Compatible Insulation Diameter Range	2.2 – 3 mm [.086 – .118 in]
Wire Size	1.5 – 2.5 mm <sup>2</sup>
Wire Size Search	13 AWG, 14 AWG, 15 AWG

### Usage Conditions

Insulation Option	Uninsulated
Operating Temperature (Max)	80 °C, 85 °C, 90 °C, 100 °C, 105 °C, 110 °C, 120 °C, 125 °C, 130 °C [176 °F][185 °F][194 °F][212 °F][221 °F][230 °F][248 °F][257 °F][266 °F]
Operating Temperature Range	-40 – 130 °C [-40 – 266 °F]

### Operation/Application

Compatible With Wire Base Material	Copper
------------------------------------	--------

### Industry Standards

Agency/Standard	LV214
-----------------	-------

### Packaging Features

Packaging Quantity	2000
Packaging Method	Reel

### Other

Terminal Transmits	0 – 24 A (Low Power)
--------------------	----------------------

### Product Compliance

[For compliance documentation, visit the product page on TE.com>](#)

EU RoHS Directive 2011/65/EU	Compliant
EU ELV Directive 2000/53/EC	Compliant
China RoHS 2 Directive MIIT Order No 32, 2016	No Restricted Materials Above Threshold
EU REACH Regulation (EC) No. 1907/2006	Current ECHA Candidate List: JUNE 2023 (235) Candidate List Declared Against: JAN 2023 (233) Does not contain REACH SVHC
Halogen Content	Low Halogen - Br, Cl, F, I < 900 ppm per homogenous material. Also BFR/CFR/PVC Free
Solder Process Capability	Not applicable for solder process capability

Product Compliance Disclaimer

This information is provided based on reasonable inquiry of our suppliers and represents our current actual knowledge based on the information they provided. This information is subject to change. The part numbers that TE has identified as EU RoHS compliant have a maximum concentration of 0.1% by weight in homogenous materials for lead, hexavalent chromium, mercury, PBB, PBDE, DBP, BBP, DEHP, DIBP, and 0.01% for cadmium, or qualify for an exemption to these limits as defined in the Annexes of Directive 2011/65/EU (RoHS2). Finished electrical and electronic equipment products will be CE marked as required by Directive 2011/65/EU. Components may not be CE marked. Additionally, the part numbers that TE has identified as EU ELV compliant have a maximum concentration of 0.1% by weight in homogenous materials for lead, hexavalent chromium, and mercury, and 0.01% for cadmium, or qualify for an exemption to these limits as defined in the Annexes of Directive 2000/53/EC (ELV). Regarding the REACH Regulation, the information TE provides on SVHC in articles for this part number is based on the latest European Chemicals Agency (ECHA) 'Guidance on requirements for substances in articles' posted at this URL: <https://echa.europa.eu/guidance-documents/guidance-on-reach>

## Compatible Parts



TE Part # CAT-H3399-CH8172  
Heavy Duty Sealed Connector Series Housings



TE Part # 1-1579007-3  
EXTRACTION TOOL



TE Part # 1823111-1  
SINGLE WIRE SEAL, FOR WIRE 2.5 SQMM, BN



TE Part # 2305570-1  
Strip Terminal Cutter-Side Feed-No Crimp



TE Part # CAT-AM705-CH8173  
AMP MCP Unsealed Connector Housings



TE Part # CAT-T4827-T273  
TIMER, RECEPTACLE AND TAB



TE Part # CAT-AC853-T273  
PRESS FIT PIN TERMINALS



TE Part # CAT-M9194-CH8172  
MULTILOCK, CONNECTOR HOUSING



TE Part # 2109193-1  
025/060/250 HYB LIF 41P PLUG A



TE Part # 1394511-1  
EINZELLEITDICHTG, WS



TE Part # 2-2151059-1  
OCEAN\_2.0\_APPLICATOR-S-110F140OV



TE Part # 2-2151059-2  
OCEAN\_2.0\_APPLICATOR-S-110F140OV



TE Part # 2112668-1  
23POS MIXED MQS REC



TE Part # 2151059-1  
OCEAN\_2.0\_APPLICATOR-S-110F140OV



TE Part # 2151059-2  
OCEAN\_2.0\_APPLICATOR-S-110F140OV



TE Part # 2836684-1  
APPLICATOR TO MAKE LOOSE PIECE TERMINAL



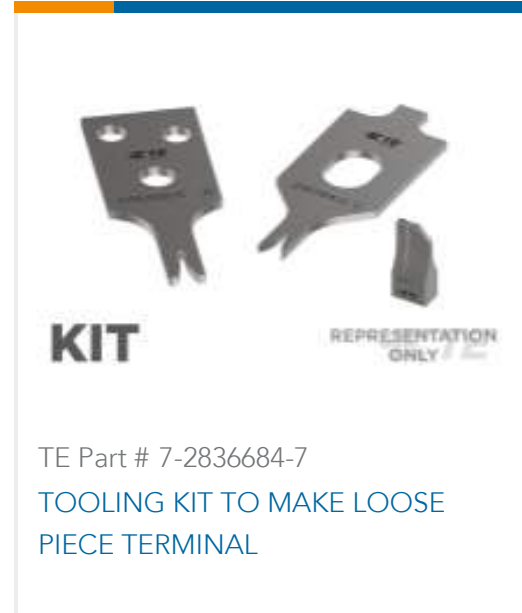
TE Part # 7-2151059-1  
OCEAN\_2.0\_APPLICATOR-S-110F140OV



TE Part # 7-2151059-2  
OCEAN\_2.0\_APPLICATOR-S-110F140OV

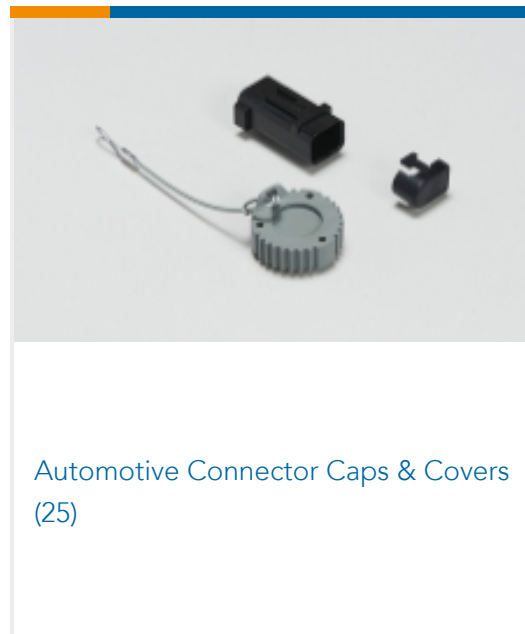


TE Part # 7-2151059-7  
OCEAN\_2.0\_SPARE\_PART\_KIT-110F140OV




TE Part # 7-2836684-7  
TOOLING KIT TO MAKE LOOSE PIECE TERMINAL

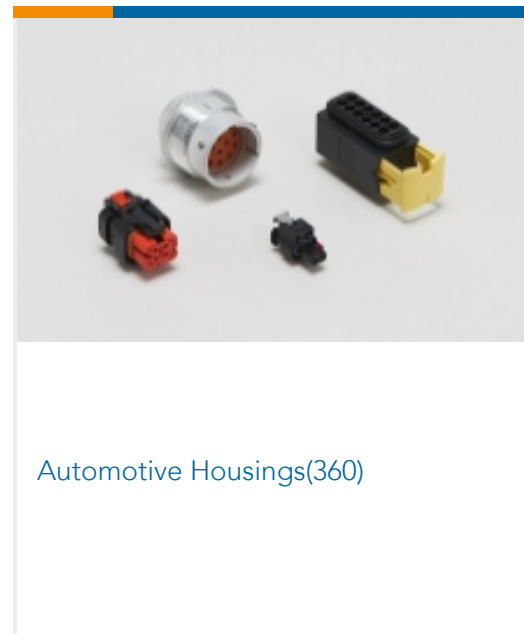
## Also in the Series | AMP MCP Connector System



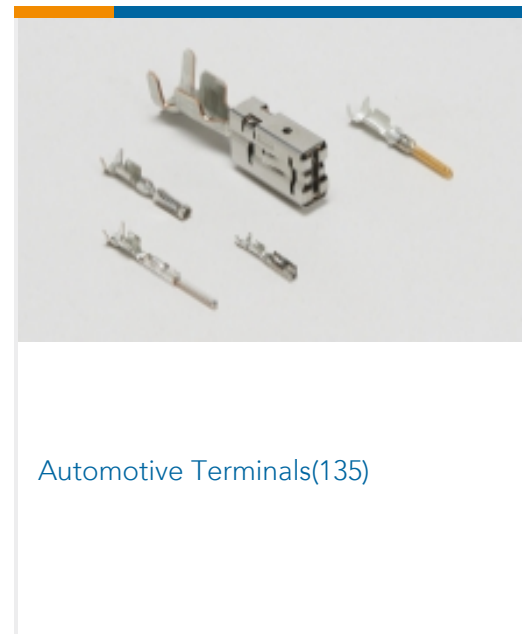
Automotive Connector Caps & Covers (25)




Automotive Connector Locks & Position Assurance (7)



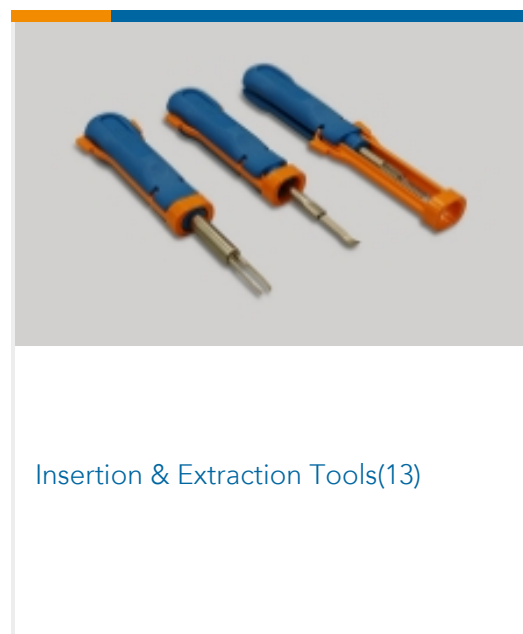
Automotive Housings (360)




Automotive Terminals (135)



Connector Seals & Cavity Plugs (6)



Insertion & Extraction Tools (13)



Other Automotive Connector Accessories (2)



PCB Headers & Receptacles (30)

## Customers Also Bought



TE Part #1241408-1  
AMP MCP, RECEPTACLE AND TAB



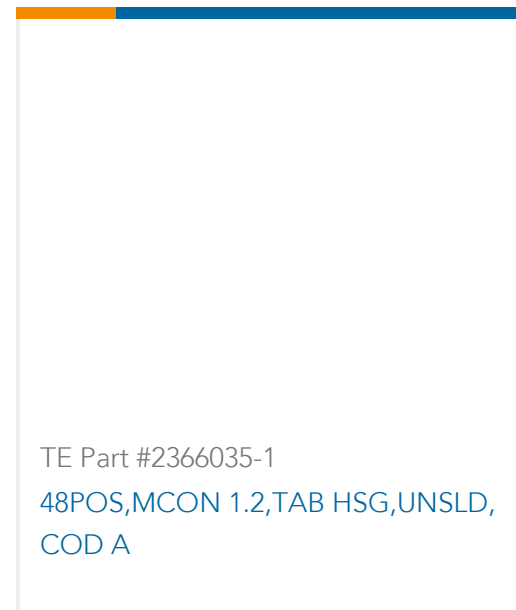
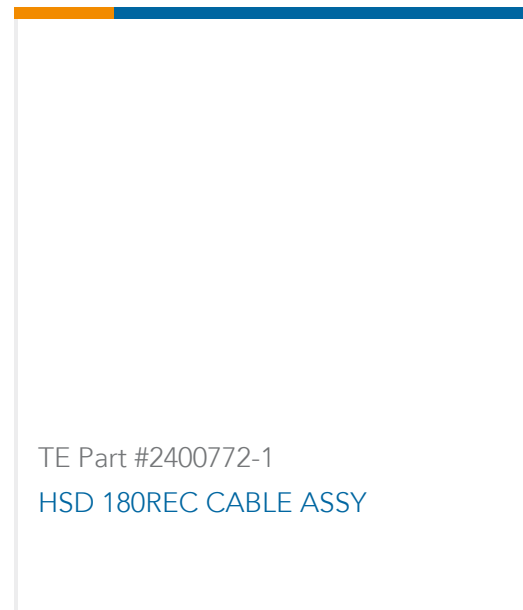
TE Part #964308-1  
TIMER, RECEPTACLE AND TAB



TE Part #2355073-1  
6POS,AMP MCP 2.8,REC HSG,UNSLD, COD A,GRY



TE Part #2355074-1  
TPA REC HSG,6POS,AMP MCP 2.8



## Documents

### Product Drawings

#### AMP MCP 6.3/4.8K, CONTACT

English

### CAD Files

#### 3D PDF

3D

#### Customer View Model

[ENG\\_CVM\\_CVM\\_1241404-1\\_A.2d\\_dxf.zip](#)

English

#### Customer View Model

[ENG\\_CVM\\_CVM\\_1241404-1\\_A.3d\\_igs.zip](#)

English

#### Customer View Model

[ENG\\_CVM\\_CVM\\_1241404-1\\_A.3d\\_stp.zip](#)

English

By downloading the CAD file I accept and agree to the [Terms and Conditions](#) of use.

### Product Specifications

#### Application Specification

German

#### Application Specification

English