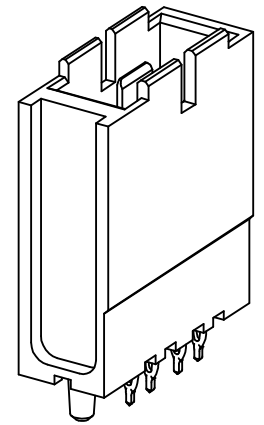
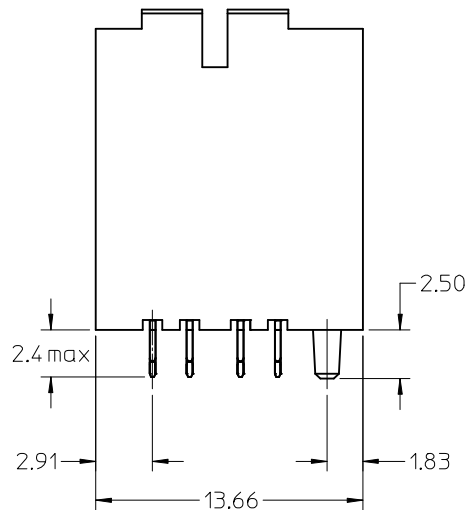
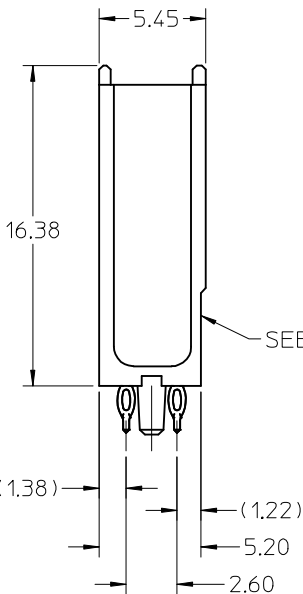


**NOTES:**

1. MATERIALS: HOUSING - LIQUID CRYSTAL POLYMER (LCP), UL 94V-0, GRAY; CONTACT - COPPER ALLOY
2. FINISH: SELECT GOLD IN CONTACT AREA, 50 MICROINCH THICK; MATTE TIN IN COMPLIANT AREA.
3. PACKAGING PER PK-70873-578.
4. CONTACTS IN EACH ROW HAVE THE SAME WIPE LENGTH.
5. BACKPLANE ASSEMBLY MATES WITH DAUGHTERCARD POWER MODULE 75292-2\*\*\*.
6. PART SHOWN IS 75492-1067.
7. SEE OTHER SHEETS FOR ADDITIONAL NOTES.
8. WHEN INSERTING OPEN SIGNAL MODULES NEXT TO COLUMN 1 SIDE OF POWER MODULES, SIGNAL MODULES MUST BE INSERTED BEFORE THE POWERS TO AVOID INTERFERENCE BETWEEN THE TWO CONNECTOR HOUSINGS.
9. THESE PARTS CONFORM TO MOLEX PRODUCT SPECIFICATION PS-75221-999.
10. THESE PARTS CONFORM TO MOLEX COSMETIC SPECIFICATION PS-45499-002 CLASS B.



THE PRIMARY CARTON WITH A LABEL STATING "ELV AND RoHS COMPLIANT" IS LEAD FREE. CARTONS WITHOUT THIS LABEL MAY CONTAIN LEAD.

1-UP ASSEMBLY PART NUMBER

7 5 4 9 2 - 1 0 A B

- MATTE TIN (FORMERLY TIN/LEAD) PLATED PRODUCT -  
FOR EACH ROW LOCATION A, B:

- 4 = 4.5 mm
- 6 = 6.0 mm
- 7 = 7.5 mm

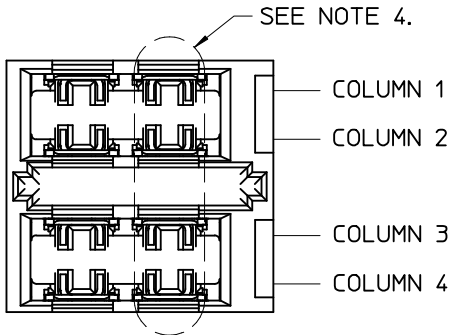
- MATTE TIN PLATED PRODUCT -  
FOR EACH ROW LOCATION A, B:

- 2 = 4.5 mm
- 3 = 6.0 mm
- 5 = 7.5 mm

SEE SHEET 4 FOR HOLE PATTERN LAYOUT

LEAD FREE CONVERSION EC NO: UCP2013-2305 DRAWN BY: RWH/PPLE 2012/12/07 CHKD: MWOLF 2012/12/07 APPR: SMILLER 2012/12/17	DESCRIPTION REV: D	QUALITY SYMBOLS	GENERAL TOLERANCES (UNLESS SPECIFIED)	DIMENSION STYLE MM ONLY	SCALE 4:1	DESIGN UNITS METRIC	THIRD ANGLE PROJECTION
		$\nabla F=0$ $\nabla E=0$ $\nabla F=0$	mm INCH 4 PLACES ± --- ± --- 3 PLACES ± --- ± --- 2 PLACES ± 0.13 ± --- 1 PLACE ± 0.25 ± --- 0 PLACE ± ±	DRAWN BY DATE ELO 2005/07/01 CHECKED BY DATE ELO 2005/07/01 APPROVED BY DATE JB INGHAM 2010/09/20	TITLE	GBX 2 PAIR BACKPLANE POWER SALES ASSEMBLY <b>molex</b> DOCUMENT NO. SD-75492-001 SHEET NO. 1 OF 4	
		ANGULAR ± 5 ° DRAFT WHERE APPLICABLE MUST REMAIN WITHIN DIMENSIONS	MATERIAL NO. SEE CHART				
		SIZE B	THIS DRAWING CONTAINS INFORMATION THAT IS PROPRIETARY TO MOLEX INCORPORATED AND SHOULD NOT BE USED WITHOUT WRITTEN PERMISSION				

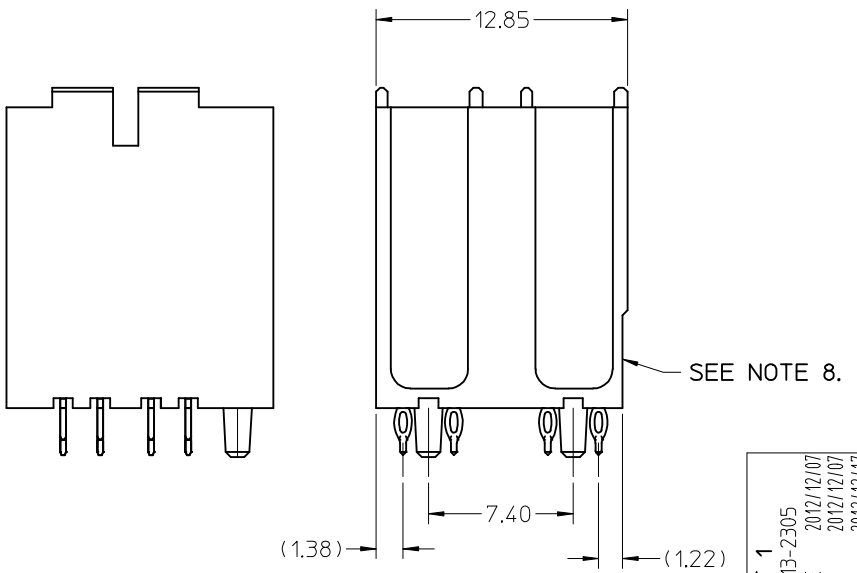
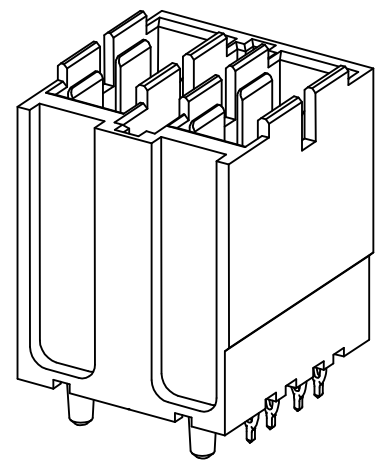
10 9 8 7 6 5 4 3 2 1



2-UP ASSEMBLY PART NUMBER

7 5 4 9 2 - 2 0 A B

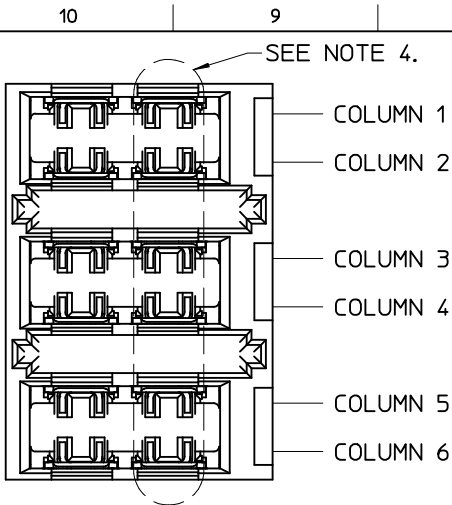
- MATTE TIN (FORMERLY TIN/LEAD) PLATED PRODUCT -  
FOR EACH ROW LOCATION A, B:  
4 = 4.5 mm  
6 = 6.0 mm  
7 = 7.5 mm
- MATTE TIN PLATED PRODUCT -  
FOR EACH ROW LOCATION A, B:  
2 = 4.5 mm  
3 = 6.0 mm  
5 = 7.5 mm



SEE SHEET 1 FOR ADDITIONAL INFORMATION  
CHECK WITH PRODUCT MANAGER FOR AVAILABILITY

SEE SHEET 1 EC NO: UCP2013-2305 DRAWN BY: RWHIPPLE 2012/12/07 CHKD: MWOLFE 2012/12/07 APPR: SMILLER 2012/12/17	DESCRIPTION REV	QUALITY SYMBOLS	GENERAL TOLERANCES (UNLESS SPECIFIED)		DIMENSION STYLE MM ONLY		SCALE 4:1	DESIGN UNITS METRIC	THIRD ANGLE PROJECTION	
		▽=0	4 PLACES ± --- ± ---	mm	INCH	DRAWN BY ELO	DATE 2005/07/01	TITLE <b>GBX 2 PAIR BACKPLANE POWER SALES ASSEMBLY</b>	<b>molex</b>	SHEET NO. 2 OF 4
		▽=0	3 PLACES ± --- ± ---	1 PLACE ± 0.13 ± ---	CHECKED BY ELO	DATE 2005/07/01				
		▽=0	2 PLACES ± 0.25 ± ---	0 PLACE ± ±	APPROVED BY JB INGHAM	DATE 2010/09/20				
ANGULAR ± 5 °		MATERIAL NO.	DOCUMENT NO.	SEE CHART	SD-75492-001					
DRAFT WHERE APPLICABLE MUST REMAIN WITHIN DIMENSIONS		SIZE B		THIS DRAWING CONTAINS INFORMATION THAT IS PROPRIETARY TO MOLEX INCORPORATED AND SHOULD NOT BE USED WITHOUT WRITTEN PERMISSION						

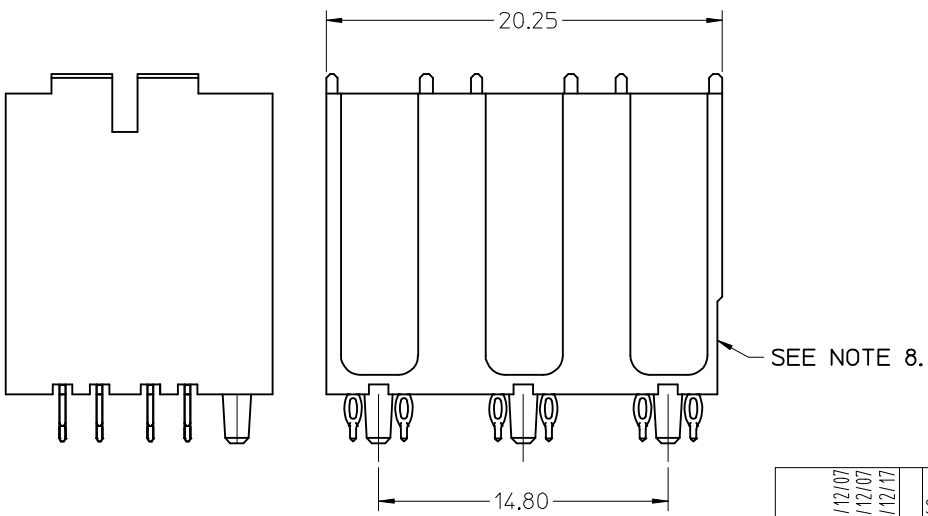
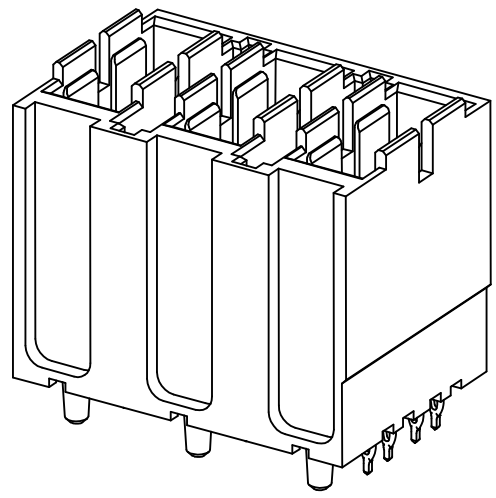
9 8 7 6 5 4 3 2 1



3-UP ASSEMBLY PART NUMBER

7 5 4 9 2 - 3 0 A B

- MATTE TIN (FORMERLY TIN/LEAD) PLATED PRODUCT -  
FOR EACH ROW LOCATION A, B:  
4 = 4.5 mm  
6 = 6.0 mm  
7 = 7.5 mm
- MATTE TIN PLATED PRODUCT -  
FOR EACH ROW LOCATION A, B:  
2 = 4.5 mm  
3 = 6.0 mm  
5 = 7.5 mm



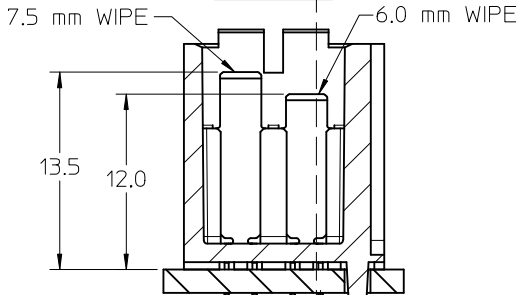
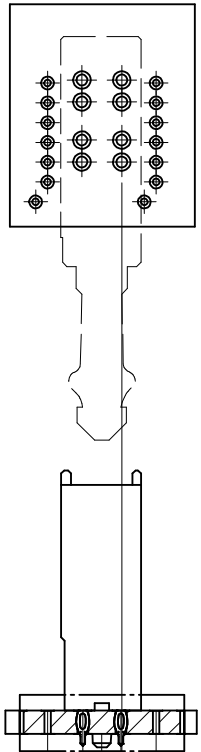
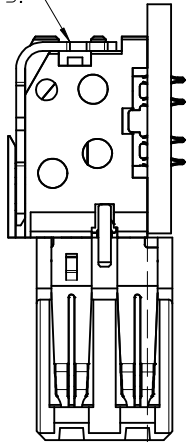
SEE SHEET 1 FOR ADDITIONAL INFORMATION  
CHECK WITH PRODUCT MANAGER FOR AVAILABILITY

SEE SHEET 1	EC NO: UCP2013-2305 D/DRWN:RWHIPPLE 2012/12/07 CHKD:MMOLFE 2012/12/07 APPR:SMILLER 2012/12/17	DESCRIPTION REV	QUALITY SYMBOLS	GENERAL TOLERANCES (UNLESS SPECIFIED)	DIMENSION STYLE	SCALE	DESIGN UNITS	THIRD ANGLE PROJECTION																		
			$\nabla F=0$ $\nabla E=0$ $\nabla D=0$	<table border="1"> <thead> <tr> <th></th> <th>mm</th> <th>INCH</th> </tr> </thead> <tbody> <tr> <td>4 PLACES</td> <td>± ---</td> <td>± ---</td> </tr> <tr> <td>3 PLACES</td> <td>± ---</td> <td>± ---</td> </tr> <tr> <td>2 PLACES</td> <td>± 0.13</td> <td>± ---</td> </tr> <tr> <td>1 PLACE</td> <td>± 0.25</td> <td>± ---</td> </tr> <tr> <td>0 PLACE</td> <td>±</td> <td>±</td> </tr> </tbody> </table>		mm	INCH	4 PLACES	± ---	± ---	3 PLACES	± ---	± ---	2 PLACES	± 0.13	± ---	1 PLACE	± 0.25	± ---	0 PLACE	±	±	MM ONLY	4:1	METRIC	<input checked="" type="checkbox"/> THIRD ANGLE <input type="checkbox"/> PROJECTION
				mm	INCH																					
			4 PLACES	± ---	± ---																					
3 PLACES	± ---	± ---																								
2 PLACES	± 0.13	± ---																								
1 PLACE	± 0.25	± ---																								
0 PLACE	±	±																								
DRAWN BY ELO CHECKED BY ELO APPROVED BY JB INGHAM MATERIAL NO. SEE CHART	DATE 2005/07/01 DATE 2005/07/01 DATE 2010/09/20	TITLE	DOCUMENT NO.	SHEET NO.																						
ANGULAR ± 5 ° DRAFT WHERE APPLICABLE MUST REMAIN WITHIN DIMENSIONS	GBX 2 PAIR BACKPLANE POWER SALES ASSEMBLY <b>molex</b> SD-75492-001	3 OF 4	THIS DRAWING CONTAINS INFORMATION THAT IS PROPRIETARY TO MOLEX INCORPORATED AND SHOULD NOT BE USED WITHOUT WRITTEN PERMISSION																							

### HOLE PATTERN FOR 1-UP ASSEMBLY

- 1.) ADD 7.40 FROM CENTERLINES OF PEG FOR MULTIPLE UP ASSEMBLIES
- 2.) USE 5.55 FROM CENTERLINE TO CENTERLINE OF PEG FOR INDIVIDUAL POWER MODULES STACKED NEXT TO EACH OTHER.

SEE NOTE 5.



13.5

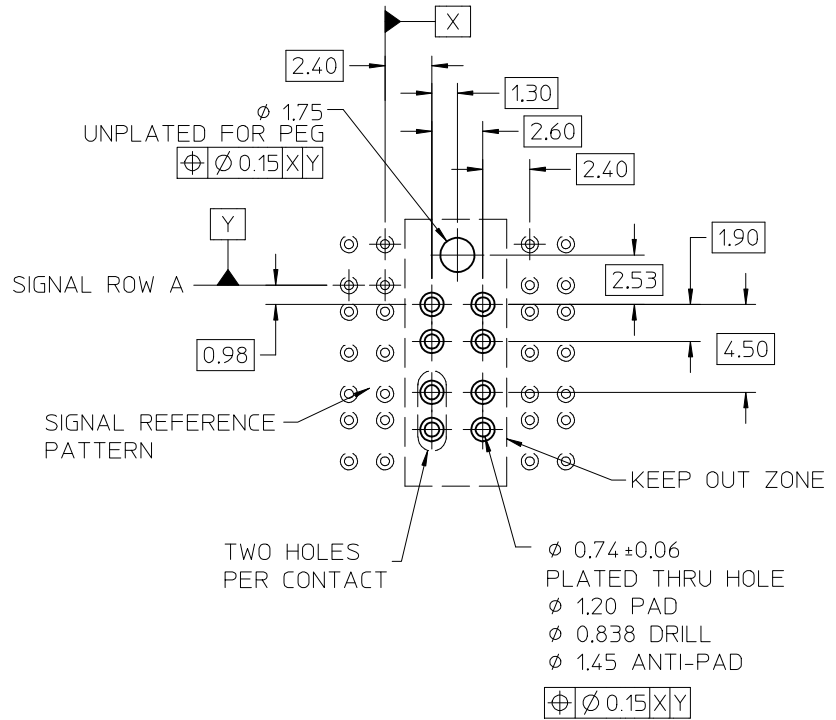
12.0

SEE NOTE 6.

0.27

DC BOARD EDGE TO CENTERLINE OF BP TAIL

0.06



SEE SHEET 1 EC NO: UCP2013-2305 DRAWN: RWHIPPLE 2012/12/07 CHKD: MWOLFE 2012/12/07 APPR: SMILLER 2012/12/17	DESCRIPTION REV	QUALITY SYMBOLS	GENERAL TOLERANCES (UNLESS SPECIFIED)	DIMENSION STYLE MM ONLY	SCALE 4:1	DESIGN UNITS METRIC	THIRD ANGLE PROJECTION
		$\nabla = 0$ $\nabla = 0$ $\nabla = 0$	mm      INCH 4 PLACES ± --- ± --- 3 PLACES ± --- ± --- 2 PLACES ± 0.13 ± --- 1 PLACE ± 0.25 ± --- 0 PLACE ±      ±	DRAWN BY      DATE ELO              2005/07/01 CHECKED BY      DATE ELO              2005/07/01 APPROVED BY      DATE JB INGHAM      2010/09/20	TITLE	GBX 2 PAIR BACKPLANE POWER SALES ASSEMBLY <b>molex</b>	
		ANGULAR ± 5 ° DRAFT WHERE APPLICABLE MUST REMAIN WITHIN DIMENSIONS	MATERIAL NO. SEE CHART	DOCUMENT NO. SD-75492-001	SHEET NO. 4 OF 4		
		THIS DRAWING CONTAINS INFORMATION THAT IS PROPRIETARY TO MOLEX INCORPORATED AND SHOULD NOT BE USED WITHOUT WRITTEN PERMISSION					