

XS930R1PAM12

Inductive proximity sensors XS, inductive sensor XS9 M30, L64mm, full SS 303, Sn20 mm, 12...24 VDC, M12



Main

Range of Product	Telemecanique Inductive proximity sensors XS
Series name	Application
Sensor Type	Inductive proximity sensor
Device Application	Harsh environment application
Sensor name	XS9
Sensor design	Cylindrical M30
Size	64 mm
Body type	Single piece body
Enclosure Material	Stainless steel 303
Type of output signal	Discrete
Wiring Technique	3-wire
[Sn] nominal sensing distance	0.79 in (20 mm)
Discrete output function	1 NO
Discrete output type	PNP
Electrical connection	Male connector M12, 4 pins
[Us] rated supply voltage	12...24 V DC reverse polarity protection
Switching capacity in mA	<= 200 mA overload and short-circuit protection
IP degree of protection	IP69K conforming to DIN 40050 IP68 conforming to IEC 60529

Complementary

Thread type	M30 x 1.5
Detection face	Frontal
Detector flush mounting acceptance	Flush mountable
Material	Stainless steel 303
Front material	Stainless steel 303
Sensing range	> 0.59...1.57 in (> 15...40 mm)
Operating zone	0.00...0.63 in (0...16 mm)
Differential travel	1...15 % of Sr
Repeat accuracy	<= 5 % of Sr
Output circuit type	DC
Status LED	Output state 1 LED yellow)
Supply voltage limits	10...30 V DC
Maximum residual current	0.1 mA open state
Switching frequency	<= 100 Hz
Maximum voltage drop	<2 V closed)
Current consumption	<= 10 mA no-load
Maximum delay first up	40 ms
Maximum delay response	0.00006 ms
Maximum delay recovery	0.015 ms
Marking	CE
Threaded length	1.65 in (42 mm)
Height	1.18 in (30 mm)
Length	2.52 in (64 mm)

The information provided in this documentation contains general descriptions and/or technical characteristics of the performance of the products contained herein. This documentation is not intended as a substitute for and is not to be used for determining suitability or reliability of these products for specific user applications. It is the duty of any such user or integrator to perform the appropriate and complete risk analysis, evaluation and testing of the products with respect to the relevant specific application or use thereof. Neither Schneider Electric Industries SAS nor any of its affiliates or subsidiaries shall be responsible or liable for misuse of the information contained herein.

Environment

Product Certifications	cULus
Ambient air temperature for operation	-13...158 °F (-25...70 °C)
Ambient Air Temperature for Storage	-13...158 °F (-25...70 °C)
Vibration resistance	25 gn +/- 1 mm 10...55 Hz)IEC 60068-2-6
Shock resistance	30 gn 11 msIEC 60068-2-27




Ordering and shipping details

Category	22486 - SENSORS, PROXIMITY
Discount Schedule	DS2
GTIN	3389119079075
Nbr. of units in pkg.	1
Package weight(Lbs)	5.08 oz (144 g)
Returnability	Yes
Country of origin	HU

Packing Units

Unit Type of Package 1	PCE
Package 1 Height	1.57 in (4 cm)
Package 1 width	2.36 in (6 cm)
Package 1 Length	6.30 in (16 cm)
Unit Type of Package 2	S01
Number of Units in Package 2	25
Package 2 Weight	8.32 lb(US) (3.772 kg)
Package 2 Height	5.91 in (15 cm)
Package 2 width	5.91 in (15 cm)
Package 2 Length	15.75 in (40 cm)

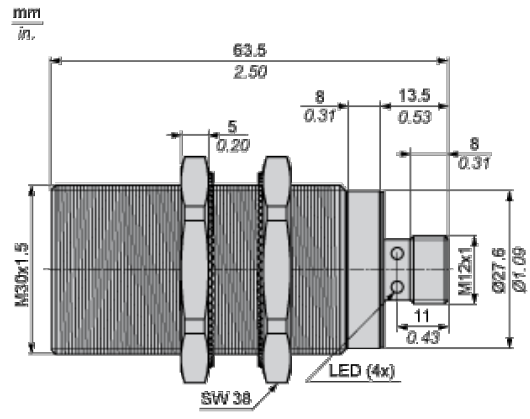
Offer Sustainability

California proposition 65	WARNING: This product can expose you to chemicals including: Diisononyl phthalate (DINP), which is known to the State of California to cause cancer, and Di-isodecyl phthalate (DIDP), which is known to the State of California to cause birth defects or other reproductive harm. For more information go to www.P65Warnings.ca.gov
REACH Regulation	 REACH Declaration
EU RoHS Directive	Pro-active compliance (Product out of EU RoHS legal scope)  EU RoHS Declaration
Mercury free	Yes
RoHS exemption information	 Yes

Contractual warranty

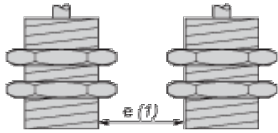
Warranty	18 months
----------	-----------

Dimensions



Minimum Mounting Distances in mm

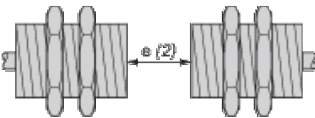
Side by side



e (1) 80 mm/3.15 in.

≥

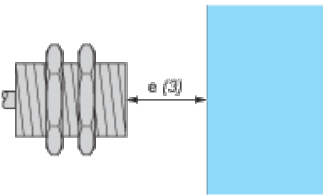
Face to face



e (2) 70 mm/2.76 in.

≥

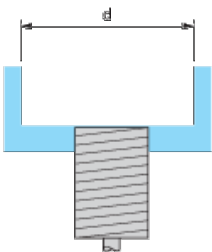
Facing a metal object



e (3) 60 mm/2.36 in.

≥

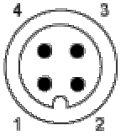
Mounted in a metal support



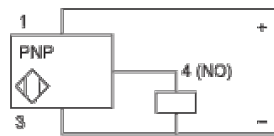
d ≥ 90 mm/3.54 in.

Wiring Schemes

M12 connector



PNP



- 1 : (+)
- 2 : Not connected
- 3 : (-)
- 4 : NO Output