

4

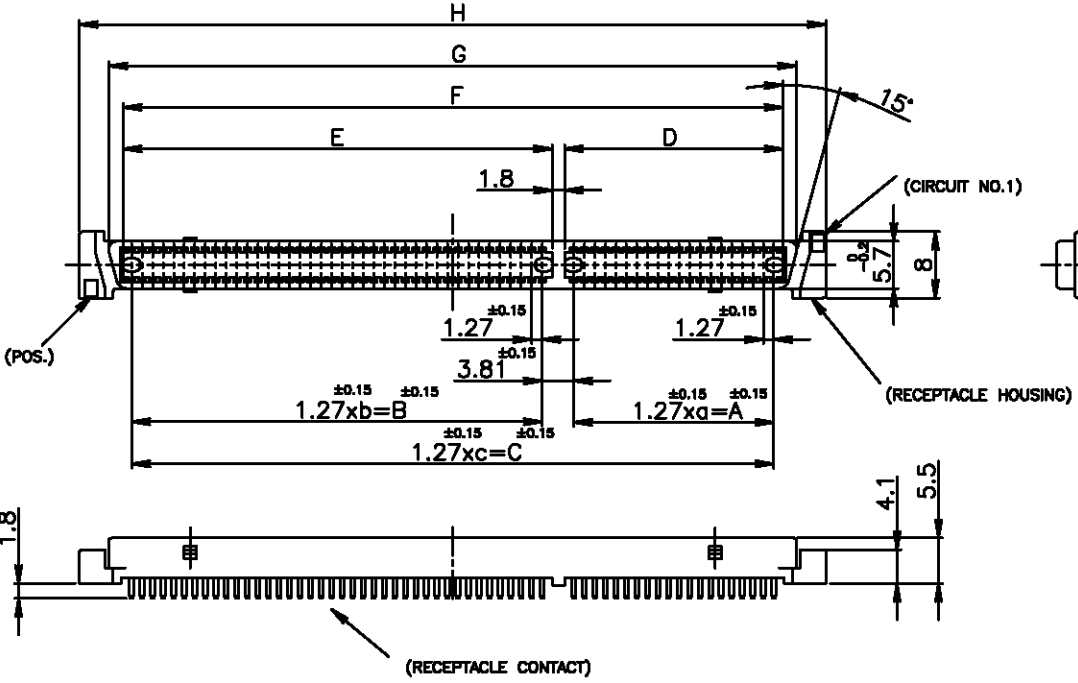
3

2

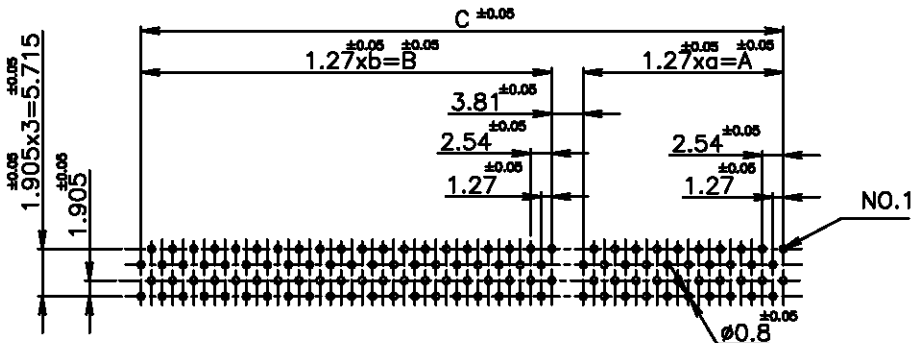
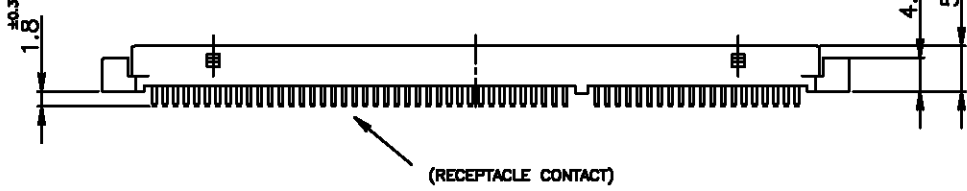
1

THIS DRAWING IS UNPUBLISHED. RELEASED FOR PUBLICATION MAY, 1983.  
 © COPYRIGHT 1983 BY TYCO ELECTRONICS CORPORATION. ALL RIGHTS RESERVED.

LOC	DIST	REVISIONS			
P	LTR	DESCRIPTION	DATE	DRN	APVD
0		REVISED	FJB0-0884-04	21SEP04	R.H I.E



- 1 MATERIAL: HOUSING: GLASS FILLED 66NYLON (UL 94V-0) BLACK. CONTACT: PHOSPHOR-BRONZE
- 2 FINISH: CONTACT: 0.0003 MIN. Au CONTACT AREA, 0.001 MIN. TIN AT TINE, OVER Ni



P.C. BOARD LAYOUT  
(CONNECTOR MOUNT SIDE)

LEAD FREE

100	—	—	—	—	49	62.23	—	—	64.23	67.32	74.85	5177980-4
60	—	—	—	—	29	36.83	—	—	38.83	41.92	49.45	5177980-2
POS.	a	A	b	B	c	C	D	E	F	G	H	P/N

THIS DRAWING IS A CONTROLLED DOCUMENT.

DRN ROY HAO 21SEP04	Tyco Electronics AMP K.K. Kawasaki, Japan
CHK STEVEN YAO 21SEP04	
APVD I. ENOMOTO 21SEP04	NAME T.C.
PRODUCT SPEC APPLICATION SPEC	AMP FH CONNECTOR RECEPTACLE (VERTICAL)
WEIGHT	SIZE A3
CUSTOMER DRAWING	CAGE CODE 00779
	DRAWING NO 5177980
	RESTRICTED TO
	SCALE NTS
	SHEET 1 OF 1
	REV 0