

Strip Block for Snap-in Mounting with up to 6 IEC Appliance Outlets F



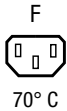
4751 with 6 ganged outlets in black



4751 with 4 ganged outlets in grey



4751 with 2 ganged outlets in white



See below:

Approvals and Compliances

Description

- Panel mount
- Snap-in version front side
- Strip block from 2 up to 6 outlets type F
- Bus bar for L/N/PE
- Solder pin / quick connect terminals 6.3 x 0.8 / 4.8 x 0.8 mm

Unique Selling Proposition

- Compact design
- Prewired blocks with 2, 4 or 6 outlets
- Cord retention for cordsets with V-Lock
- Color coding in black, grey or white

Characteristics

- Compact solution for intelligent PDU applications
- Suitable for use in equipment according to IEC/UL 62368-1

Other versions on request

- Other panel thicknesses: S = 1.0 - 3.0 mm
- Other terminals on request
- Individual live contact

Weblinks

[pdf data sheet](#), [html datasheet](#), [General Product Information](#), [Approvals](#), [Distributor-Stock-Check](#), [Accessories](#), [Detailed request for product](#), [Landing Page](#)

The integration of light pipes in the appliance outlet provides status indication in smart PDUs. See PDU Landing Page for more information.
[Power Distribution Units](#)

Technical Data

Ratings IEC	10 A / 250VAC; 50Hz	Appliance inlet/-outlet	F acc. to IEC 60320-3
Ratings UL/CSA	15 A / 250VAC; 60Hz		UL 60320-1 CSA C22.2 no. 60320-1
Dielectric Strength	> 2.5kVAC between L-N > 3kVAC between L/N-PE (1 min/50Hz)		(for cold conditions) pin-temperature 70 °C, 10A, Protection Class I
Allowable Operation Temperature	-25 °C to 70 °C		
IP-Protection	front side IP20 acc. to IEC 60529		
Protection against electric shock	Suitable for appliances with protection class I acc. to IEC 61140		
Terminal	Solder pin / quick connect terminals 6.3 x 0.8 / 4.8 x 0.8 mm		
Panel Thickness S	Snap-in 1.5 mm		
Material: Housing	PA6, black / grey / white, UL 94V-0		

Approvals and Compliances

Detailed information on product approvals, code requirements, usage instructions and detailed test conditions can be looked up in [Details about Approvals](#)

SCHURTER products are designed for use in industrial environments. They have approvals from independent testing bodies according to national and international standards. Products with specific characteristics and requirements such as required in the automotive sector according to IATF 16949, medical technology according to ISO 13485 or in the aerospace industry can be offered exclusively with customer-specific, individual agreements by SCHURTER.





Approvals

The approval mark is used by the testing authorities to certify compliance with the safety requirements placed on electronic products.
 Approval Reference Type: 4751

Approval Logo	Certificates	Certification Body	Description
	VDE Approvals	VDE	Certificate Number: 40047870
	UL Approvals	UL	UR File Number: E103791
	CCC Approvals	CCC	CCC Certificate Number: 2018180204005679

Product standards

Product standards that are referenced

Organization	Design	Standard	Description
	Designed according to	IEC 60320-1	Appliance couplers for household and similar general purposes
	Designed according to	IEC 60320-3	Appliance couplers for household and similar general purposes
	Designed according to	UL 60320-1	Standard for Attachment Plugs and Receptacles
	Designed according to	CSA C22.2 no. 60320-1	General Use Receptacles, Attachment Plugs, and Similar Wiring Devices



Application standards

Application standards where the product can be used

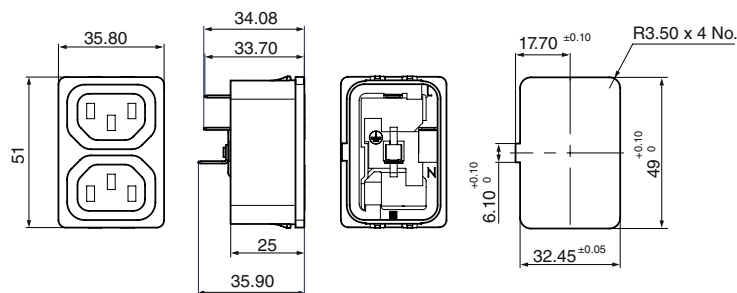
Organization	Design	Standard	Description
	Designed for applications acc.	IEC/UL 62368-1	Audio/video, information and communication technology equipment - Part 1: Safety requirements

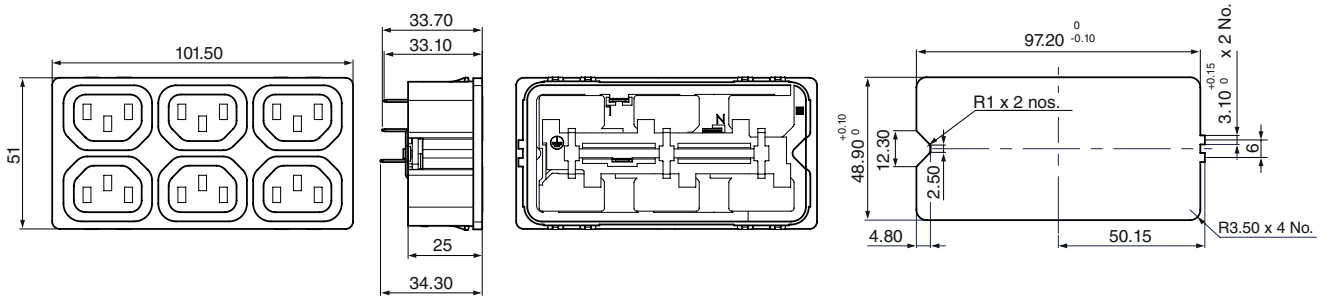
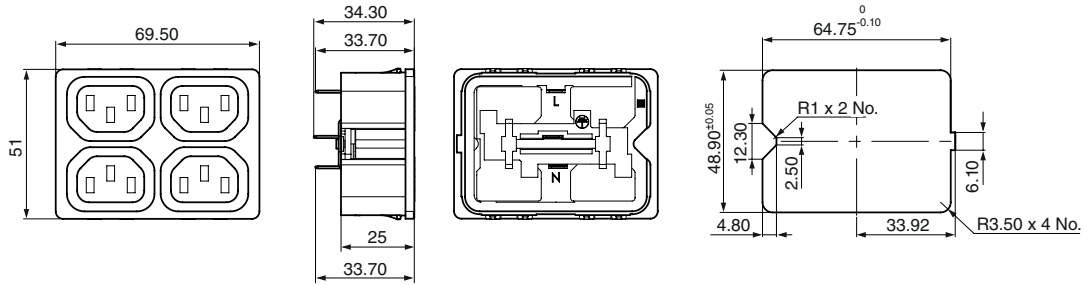
Compliances

The product complies with following Guide Lines

Identification	Details	Initiator	Description
MISSING PICTURE:	RoHS	SCHURTER AG	Directive RoHS 2011/65/EU, Amendment (EU) 2015/863
	China RoHS	SCHURTER AG	The law SJ / T 11363-2006 (China RoHS) has been in force since 1 March 2007. It is similar to the EU directive RoHS.
	REACH	SCHURTER AG	On 1 June 2007, Regulation (EC) No 1907/2006 on the Registration, Evaluation, Authorization and Restriction of Chemicals 1 (abbreviated as "REACH") entered into force.

Dimensions [mm]





All Variants

Panel Thickness [mm]	Connector	Terminal type	Color	Packaging unit	Order Number
1.5	2	Quick connect terminal 6.3 x 0.8 mm	black	120	3-103-835
1.5	2	Quick connect terminal 6.3 x 0.8 mm	grey	120	3-103-837
1.5	2	Quick connect terminal 6.3 x 0.8 mm	white	120	3-103-838
1.5	4	Quick connect terminal 6.3 x 0.8 mm	black	60	3-103-839
1.5	4	Quick connect terminal 6.3 x 0.8 mm	grey	60	3-103-840
1.5	4	Quick connect terminal 6.3 x 0.8 mm	white	60	3-103-841
1.5	6	Quick connect terminal 6.3 x 0.8 mm	black	30	3-103-872
1.5	6	Quick connect terminal 6.3 x 0.8 mm	grey	30	3-103-873
1.5	6	Quick connect terminal 6.3 x 0.8 mm	white	30	3-103-874

Most Popular.

Availability for all products can be searched real-time: <https://www.schurter.com/en/Stock-Check/Stock-Check-SCHURTER>

Mating Inlets/Plugs

Category / Description

[Plug Overview complete](#)



4732, Mounting: Power Cord, Plug: IEC E, Cable	4732
4735, Mounting: Power Cord, Plug: IEC E, Cable	4735
9009, Mounting: Plug: IEC E, Screw clamps	9009
4733, Mounting: Power Cord, Plug: IEC E, Cable	4733
4736, Mounting: Power Cord, Plug: IEC E, Cable	4736

...