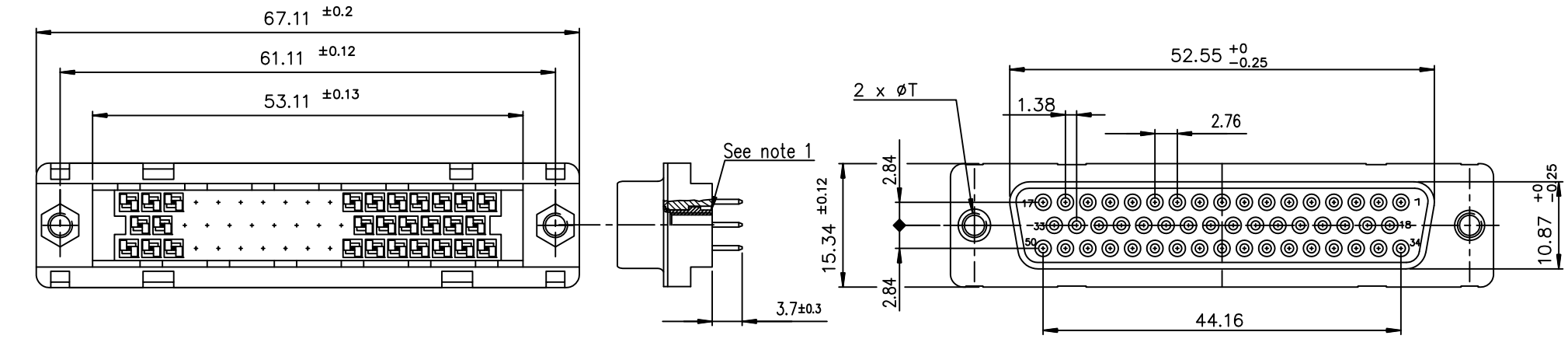

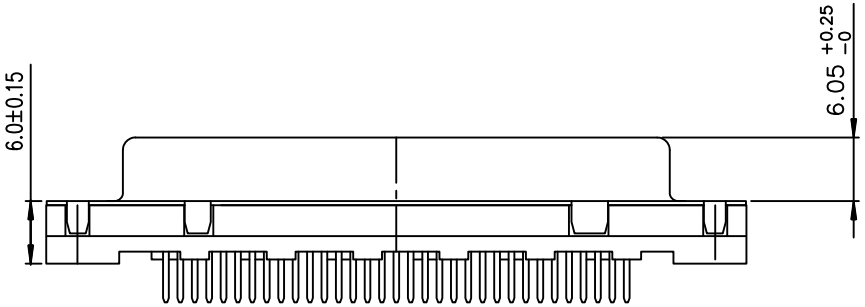

Part number	D50S24B*P*00LF

4 --> 200 Mating cylces Min.
6 --> 500 Mating cycles Min.

X-->øT = UNC 4-40
L-->øT = M3

PC CARD DRILLING DIMENSIONS
Thickness 2.4 mm

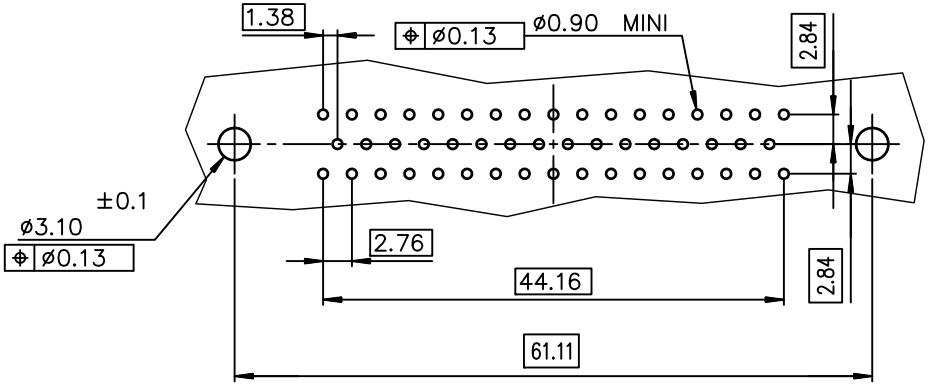

Notes:
1) The nut can protrude above the surface of insulator but maintaining the footprint dimension 6.0±0.15 mm.

GENERAL CHARACTERISTICS AND ROHS INFORMATIONS:
SEE DRAWING C01-8646-0000

mat'l. code	surface ISO 1302	tolerance ISO 406 ISO 1101	projection	product family
–		tolerances unless otherwise specified		D-SUB

ltr	ecn no	dr	date
A	–	AB	2013-07-24
B	ELX-I-21256	AB	2015-07-14
–	–	–	–
–	–	–	–
–	–	–	–
–	–	–	–
–	–	–	–

angles: 0.XX±2°
linear: 0.X±0.1; 0.XX±0.1; 0.XXX±0.1

MM
scale 2:1

dr	ALIAS.BABU	2013-07-24
engr	ALIAS.BABU	2013-07-24
chr	MITHUN.PAUL	2013-07-24
appd	BIJU.K.PAUL	2013-07-24

title: FEMALE DELTA-D 50 EUROPE STRAIGHT SOLDER WITH NUTS

dwg no 10126467 — sheet 1 of 1 — size A3

type: Product Customer Drawing

sheet index	revision	B	–
	sheet	1	–

form: A3

FCIconnect.com
Copyright FCI