

YHV280-2PM-S-4MM-B ✓ ACTIVE

TE Internal #: YHV280-2PM-S-4MM-B

Housing for Female Terminals, Wire-to-Board / Wire-to-Device, 2 Position, .409 in [10.4 mm] Centerline, Sealable, Orange, Signal

[View on TE.com >](#)



Connectors > Automotive Connectors > Automotive Housings



Connector & Housing Type: **Housing for Female Terminals**

Mating Tab Width: **2.8 mm [.11 in]**

Connector System: **Wire-to-Board, Wire-to-Device**

Number of Positions: **2**

Centerline (Pitch): **10.4 mm [.409 in]**

Features

Product Type Features

Connector Shape	Rectangular
Connector & Housing Type	Housing for Female Terminals
Connector System	Wire-to-Board, Wire-to-Device
Sealable	Yes
Hybrid Connector	No
Primary Locking Feature	On the Terminal

Configuration Features

Number of Positions	2
Number of Rows	1

Electrical Characteristics

Operating Voltage	850 VDC
Nominal Voltage Architecture	12 V, 24 V, 42 V, 48 V, 80 V, 90 V, 125 V, 240 V, 500 V, 550 V, 600 V

Body Features

Cable Exit Angle	180°
Primary Product Color	Orange
Connector & Keying Code	B

Contact Features

Contact Size	.63mm, 2.8mm
--------------	--------------

Contact Type	Receptacle
--------------	------------

Mating Tab Width	2.8 mm[.11 in]
------------------	----------------

Mechanical Attachment

Terminal Position Assurance	No
-----------------------------	----

Strain Relief	With
---------------	------

Mating Alignment Type	Keyed
-----------------------	-------

Mating Alignment	With
------------------	------

Connector Mounting Type	Cable Mount (Free-Hanging)
-------------------------	----------------------------

Housing Features

Housing Material	PA GF
------------------	-------

Centerline (Pitch)	10.4 mm[.409 in]
--------------------	------------------

Dimensions

Connector Height	27.6 mm[1.087 in]
------------------	-------------------

Product Width	55.3 mm[2.177 in]
---------------	-------------------

Product Length	32.9 mm[1.295 in]
----------------	-------------------

Usage Conditions

Operating Temperature (Max)	70 °C, 75 °C, 80 °C, 85 °C, 90 °C, 100 °C, 105 °C, 110 °C, 120 °C, 125 °C[158 °F][167 °F][176 °F][185 °F][194 °F][212 °F][221 °F][230 °F][248 °F][257 °F]
-----------------------------	---

Operating Temperature Range	-40 – 125 °C[-40 – 257 °F]
-----------------------------	----------------------------

Operation/Application

Circuit Application	Signal
---------------------	--------

Industry Standards

Degree of Protection	IP6K9K
----------------------	--------

UL Flammability Rating	UL 94HB
------------------------	---------

Other

Serviceable	Yes
-------------	-----

Connector Position Assurance Capable	Yes
--------------------------------------	-----

Product Compliance

For compliance documentation, visit the product page on [TE.com](https://www.te.com)>

EU RoHS Directive 2011/65/EU	Compliant
------------------------------	-----------











EU ELV Directive 2000/53/EC	Compliant
China RoHS 2 Directive MIIT Order No 32, 2016	No Restricted Materials Above Threshold
EU REACH Regulation (EC) No. 1907/2006	Current ECHA Candidate List: JUNE 2023 (235) Candidate List Declared Against: JAN 2023 (233) Does not contain REACH SVHC
Halogen Content	Not Low Halogen - contains Br or Cl > 900 ppm.
Solder Process Capability	Not reviewed for solder process capability

Product Compliance Disclaimer

This information is provided based on reasonable inquiry of our suppliers and represents our current actual knowledge based on the information they provided. This information is subject to change. The part numbers that TE has identified as EU RoHS compliant have a maximum concentration of 0.1% by weight in homogenous materials for lead, hexavalent chromium, mercury, PBB, PBDE, DBP, BBP, DEHP, DIBP, and 0.01% for cadmium, or qualify for an exemption to these limits as defined in the Annexes of Directive 2011/65/EU (RoHS2). Finished electrical and electronic equipment products will be CE marked as required by Directive 2011/65/EU. Components may not be CE marked. Additionally, the part numbers that TE has identified as EU ELV compliant have a maximum concentration of 0.1% by weight in homogenous materials for lead, hexavalent chromium, and mercury, and 0.01% for cadmium, or qualify for an exemption to these limits as defined in the Annexes of Directive 2000/53/EC (ELV). Regarding the REACH Regulation, the information TE provides on SVHC in articles for this part number is based on the latest European Chemicals Agency (ECHA) 'Guidance on requirements for substances in articles' posted at this URL: <https://echa.europa.eu/guidance-documents/guidance-on-reach>

Customers Also Bought

 <p>TE Part #776267-5 AMPSEAL PCB Horizontal Headers</p>	 <p>TE Part #2103124-2 HVA280 2P HEADER ASSY, KEY B</p>	 <p>TE Part #YHVA630-2PHM-6MM-A HVA630-2phm,6sqmm,Key A</p>	 <p>TE Part #2-2141600-2 TAB 2.8x0.8 CONTACT CF SRC Ag</p>
 <p>TE Part #4-2103015-5 PLUG SUBASSY, E, HVA280-2PHM F</p>	 <p>TE Part #4-2103015-4 PLUG SUBASSY, D, HVA280-2PHM F</p>	 <p>TE Part #4-2103015-6 PLUG SUBASSY, F, HVA280-2PHM F</p>	 <p>TE Part #YHV280-2PM-S-4MM-A HVA280-2PHM,SHUNTED,4SQMM, KEY A</p>

Documents

- CAD Files
- 3D PDF



3D

Customer View Model

[ENG_CVM_CVM_YHV280-2PM-S-4MM-B_A.2d_dxf.zip](#)

English

Customer View Model

[ENG_CVM_CVM_YHV280-2PM-S-4MM-B_A.3d_igs.zip](#)

English

Customer View Model

[ENG_CVM_CVM_YHV280-2PM-S-4MM-B_A.3d_stp.zip](#)

English

By downloading the CAD file I accept and agree to the [Terms and Conditions](#) of use.

Datasheets & Catalog Pages

[HEMS Sample Kit YHV280-2pm-s-4mm-B](#)

English