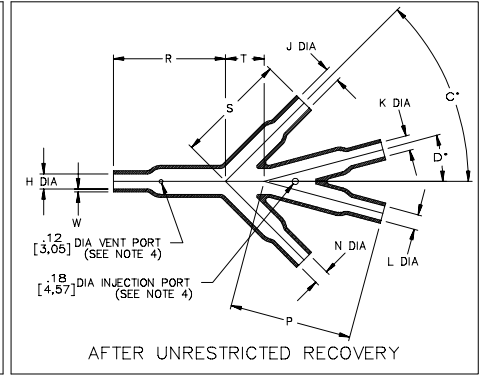
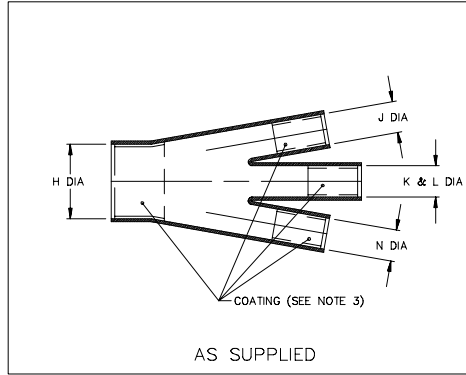


# Thermofit<sup>®</sup> Molded Parts Specification Control Drawing

Part Number : 561A017  
Description : Transition, 1 to 4 Cables

## NOTES

- All dimensions are in  $\frac{\text{inches}}{\text{[millimeters]}}$
- Dimensions appearing in table are as follows:  
a - As Supplied  
b - After Unrestricted Recovery
- Coating is optional. As supplied dimensions appearing in table are for uncoated parts. When coating is added, entry diameters will be reduced by .06 max.
- Molding ports are optional. When -00 modification number is specified molding ports will be located as shown.



PART NUMBER	H		J,K,L & N		P	R	S	T	W	C	D
	Min a	Max b	Min a	Max b	±10% b	±10% b	±10% b	±10% b	±20% b	±5° b	±5° b
561A017	1.62 [41,1]	.49 [12,4]	1.06 [26,9]	.49 [12,4]	3.96 [100,5]	3.62 [91,9]	3.58 [90,9]	1.25 [31,7]	.10 [2,5]	45°	15°

## Raychem

RAYCHEM CORPORATION  
300 CONSTITUTION DRIVE  
MENLO PARK, CALIFORNIA 94025

Revision : C  
Date : 5/12/94

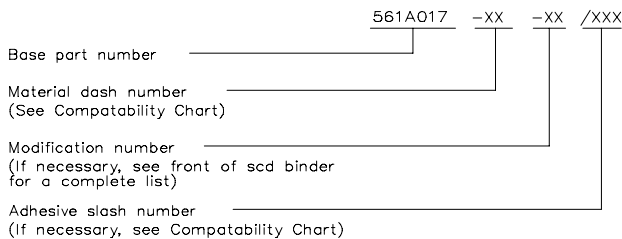
Part Number : 561A017  
Description : Transition, 1 to 4 Cables

# Thermofit<sup>®</sup> Molded Parts Specification Control Drawing

Part Number : 561A017  
Description : Transition, 1 to 4 Cables

MATERIAL DASH NO.	MATERIAL DESCRIPTION	RT SPEC	COATING SLASH NO.	COATING S NO.	COATING DESCRIPTION
-3	Polyolefin, Semi-rigid	RT-301	/42;/87	S-1017;S-1052	Adhesive
-4	Polyolefin, Flexible	RT-1304	/42	S-1017	Adhesive
-25	Elastomer, Fluid Resistant	RT-1325	N/A		

## ORDERING INFORMATION



THIS DRAWING IS SUBJECT TO CHANGE WITHOUT NOTICE; CONSULT YOUR NEAREST FIELD REPRESENTATIVE FOR CURRENT REVISION

## Raychem

RAYCHEM CORPORATION  
300 CONSTITUTION DRIVE  
MENLO PARK, CALIFORNIA 94025

If this document is printed it becomes uncontrolled.  
Check for the latest revision.

Revision : C  
Date : 5/12/94

Part Number : 561A017  
Description : Transition, 1 to 4 Cables