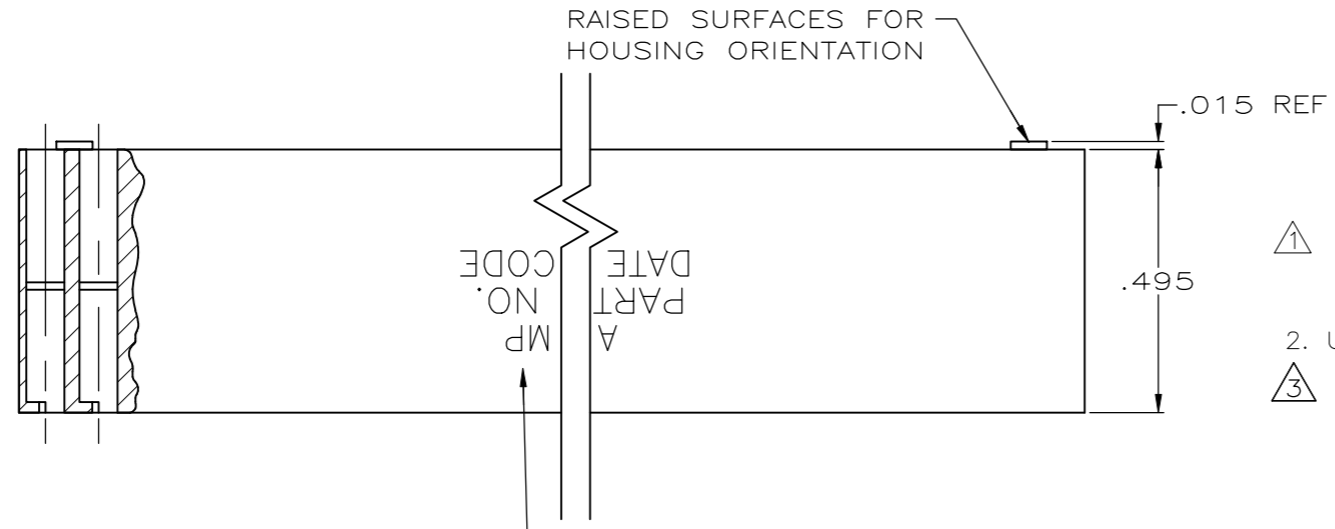


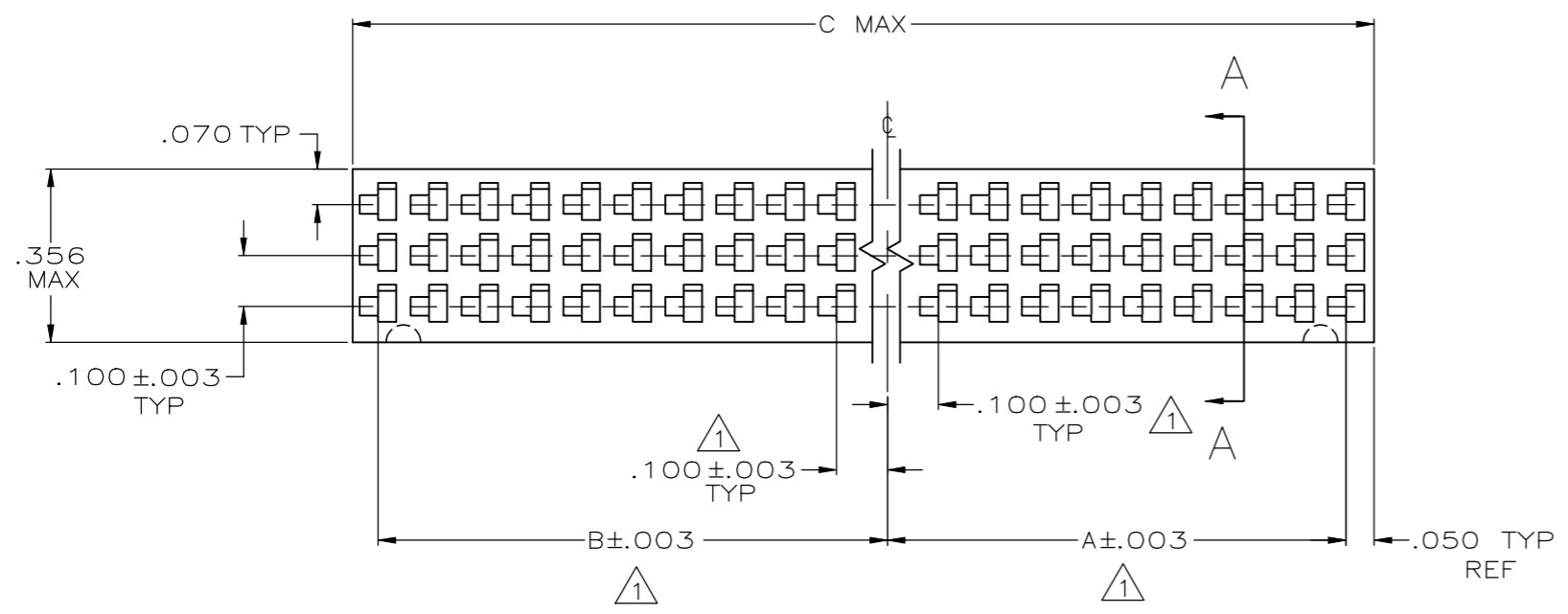
THIS DRAWING IS UNPUBLISHED. RELEASED FOR PUBLICATION
 © COPYRIGHT - TE Connectivity Ltd. ALL RIGHTS RESERVED.

REVISIONS					
P	LTR	DESCRIPTION	DATE	DWN	APVD
K		REV PER 0010-0684-94	5-23-94	-	PS
L		REVISED PER ECO-18-000976	24MAY2018	RS	JO

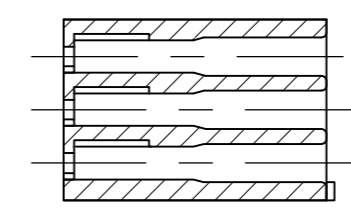


- ① CAVITY LOCATION DIMENSIONS INCREASE IN INCREMENTS OF .100 TOLERANCE NON-CUMULATIVE.
- 2. USE EXTRACTION TOOL 91065-1 TO REMOVE RECEPT CONTACTS.
- ③ OBSOLETE PART NUMBERS.

'AMP', PART NO. AND DATE CODE, MARKED IN APPROXIMATE AREA SHOWN, ONE SIDE.



SECTION A-A



1.405	.600	.700	42	86308-5	③ 86308-6
2.005	.900	1.000	60	86308-3	③ 86308-4
.905	.400	.400	27	86308-2	③ 86308-1
C	B	A	NO. OF POS.	PART NUMBER UNMARKED	PART NUMBER MARKED

THIS DRAWING IS A CONTROLLED DOCUMENT.		DWN 9-14-89 BOB BOLES BG	TE Connectivity Ltd.		
DIMENSIONS: INCHES		CHK 10-23-89 J. GESFORD			
TOLERANCES UNLESS OTHERWISE SPECIFIED:		APVD 10-23-89 J. GESFORD	NAME HOUSING, CRIMP SNAP-IN, TRIPLE ROW, .100 CENTERS, MOD IV		
		PRODUCT SPEC	RESTRICTED TO		
MATERIAL GLASS FILLED NYLON COLOR-BLACK		FINISH	APPLICATION SPEC	SIZE A2	CAGE CODE 00779
		WEIGHT	DRAWING NO C-86308	SCALE 4:1	SHEET 1 of 1
CUSTOMER DRAWING			REV L		