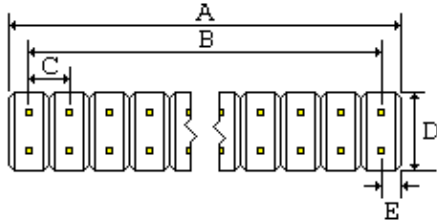
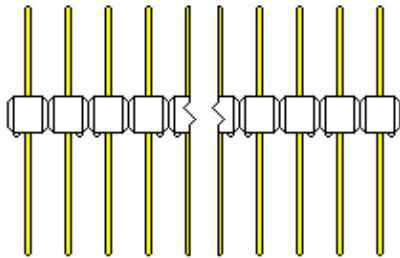


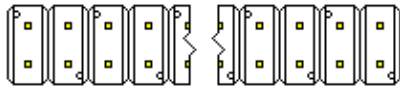
SULLINS ELECTRONICS CORP
 SAN MARCOS, CA 760-744-0125 FAX 760-744-6081



| | | |
|-----|--------------|---------------|
| A = | 3.600+-0.020 | [91.44+-0.51] |
| B = | 3.500+-0.008 | [88.90+-0.20] |
| C = | 0.100+-0.003 | [2.54+-0.08] |
| D = | 0.200+-0.005 | [5.08+-0.13] |
| E = | 0.050+-0.005 | [1.27+-0.13] |
| F = | 0.100+-0.005 | [2.54+-0.13] |
| G = | 0.230+-0.015 | [5.84+-0.38] |
| H = | 0.100+-0.005 | [2.54+-0.13] |
| I = | 0.520+-0.015 | [13.21+-0.38] |



.025[0.64] SQUARE POSTS FIT .040[1.02] MINIMUM DIAMETER HOLE



- 1.0 SPECIFICATIONS FOR A DUAL 36/72 POSITION HEADER
- 2.0 INSULATOR MATERIAL: BLACK THERMOPLASTIC POLYESTER
- 3.0 CONTACT MATERIAL: CA510, PHOSPHOR BRONZE GRADE A
- 4.0 PLATING: .000100" TIN OVERALL, .000050" NICKEL UNDERPLATE
- 5.0 TEMPERATURE: TO 125 DEGREES C CONTINUOUS
- 6.0 UL FLAMMABILITY RATING: 94V-0
- 7.0 VOLTAGE RATING: 600 VDC MINIMUM AT SEA LEVEL
- 8.0 CURRENT RATING: 3 AMPERES
- 9.0 INSULATION RESISTANCE: 5,000 MEGA OHMS
- 10.0 SPECIFICATIONS SUBJECT TO CHANGE WITHOUT NOTICE
- 11.0 NOT DRAWN TO SCALE

SULLINS PART NUMBER: PTC36DAEN

DATE: 1-23-03

[Print PDF](#)