

## Printed-circuit board connector - MC 1,5/17-GF-3,81-LR - 1817958

Please be informed that the data shown in this PDF Document is generated from our Online Catalog. Please find the complete data in the user's documentation. Our General Terms of Use for Downloads are valid (<http://phoenixcontact.com/download>)

Header, Nominal current: 8 A, Rated voltage (III/2): 160 V, Number of positions: 17, Pitch: 3.81 mm, Color: green, Contact surface: Tin, Mounting: Wave soldering



The figure shows a 10-position version of the product



### Key Commercial Data

|                      |          |
|----------------------|----------|
| Packing unit         | 1 pc     |
| Custom tariff number | 85366990 |
| Country of origin    | Germany  |

### Technical data

#### Dimensions

|                          |              |
|--------------------------|--------------|
| Length                   | 9.2 mm       |
| Pitch                    | 3.81 mm      |
| Dimension a              | 60.96 mm     |
| Length of the solder pin | 3.4 mm       |
| Pin dimensions           | 0,8 x 0,8 mm |
| Hole diameter            | 1.2 mm       |

#### General

|                             |                  |
|-----------------------------|------------------|
| Range of articles           | MC 1,5/...-GF-LR |
| Insulating material group   | IIIa             |
| Rated surge voltage (III/3) | 2.5 kV           |
| Rated surge voltage (III/2) | 2.5 kV           |
| Rated surge voltage (II/2)  | 2.5 kV           |
| Rated voltage (III/3)       | 160 V            |
| Rated voltage (III/2)       | 160 V            |

# Printed-circuit board connector - MC 1,5/17-GF-3,81-LR - 1817958

## Technical data

### General

|  |        |
|--|--------|
| Rated voltage (U/2)                    | 250 V  |
| Connection in acc. with standard       | EN-VDE |
| Nominal current I <sub>N</sub>         | 8 A    |
| Maximum load current                   | 8 A    |
| Insulating material                    | PBT    |
| Flammability rating according to UL 94 | V0     |
| Color                                  | green  |
| Number of positions                    | 17     |

### Standards and Regulations

|  |        |
|--|--------|
| Connection in acc. with standard       | EN-VDE |
|  | CUL    |
| Flammability rating according to UL 94 | V0     |

## Classifications

### eCl@ss

|            |          |
|------------|----------|
| eCl@ss 4.0 | 272607xx |
| eCl@ss 4.1 | 27260701 |
| eCl@ss 5.0 | 27260701 |
| eCl@ss 5.1 | 27260701 |
| eCl@ss 6.0 | 27260704 |
| eCl@ss 7.0 | 27440402 |
| eCl@ss 8.0 | 27440402 |
| eCl@ss 9.0 | 27440402 |

### ETIM

|          |          |
|----------|----------|
| ETIM 3.0 | EC001121 |
| ETIM 4.0 | EC002637 |
| ETIM 5.0 | EC002637 |

### UNSPSC

|               |          |
|---------------|----------|
| UNSPSC 6.01   | 30211810 |
| UNSPSC 7.0901 | 39121409 |
| UNSPSC 11     | 39121409 |
| UNSPSC 12.01  | 39121409 |
| UNSPSC 13.2   | 39121409 |

# Printed-circuit board connector - MC 1,5/17-GF-3,81-LR - 1817958

## Approvals

### Approvals

---

#### Approvals

EAC / cULus Recognized / VDE Gutachten mit Fertigungsüberwachung / IECEE CB Scheme / EAC

---

#### Ex Approvals

---


#### Approvals submitted


---

## Approval details

|     |
|-----|
| EAC |
|-----|

| cULus Recognized               |       |       |
|--------------------------------|-------|-------|
|                                | B     | D     |
| Nominal current I <sub>N</sub> | 8 A   | 8 A   |
| Nominal voltage U <sub>N</sub> | 300 V | 300 V |

| VDE Gutachten mit Fertigungsüberwachung  |       |
|---|-------|
| Nominal current I <sub>N</sub>  | 8 A   |
| Nominal voltage U <sub>N</sub>  | 160 V |

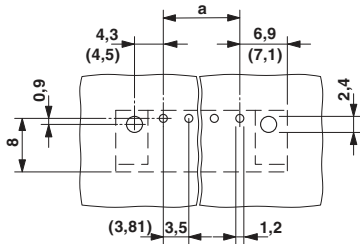
| IECEE CB Scheme  |       |
|---|-------|
| Nominal current I <sub>N</sub>  | 8 A   |
| Nominal voltage U <sub>N</sub>  | 160 V |

|     |
|-----|
| EAC |
|-----|

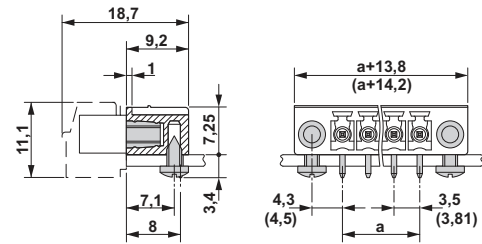
## Drawings

# Printed-circuit board connector - MC 1,5/17-GF-3,81-LR - 1817958

Drilling diagram



Dimensional drawing



Dimensional drawing

