

6

5

4

3

2

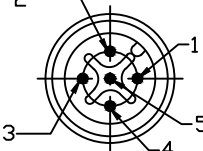
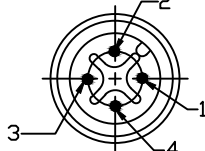
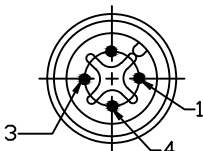
1

MALE INSERT 3-POLE
FRONT VIEW

MALE INSERT 4-POLE
FRONT VIEW

MALE INSERT 5-POLE
FRONT VIEW

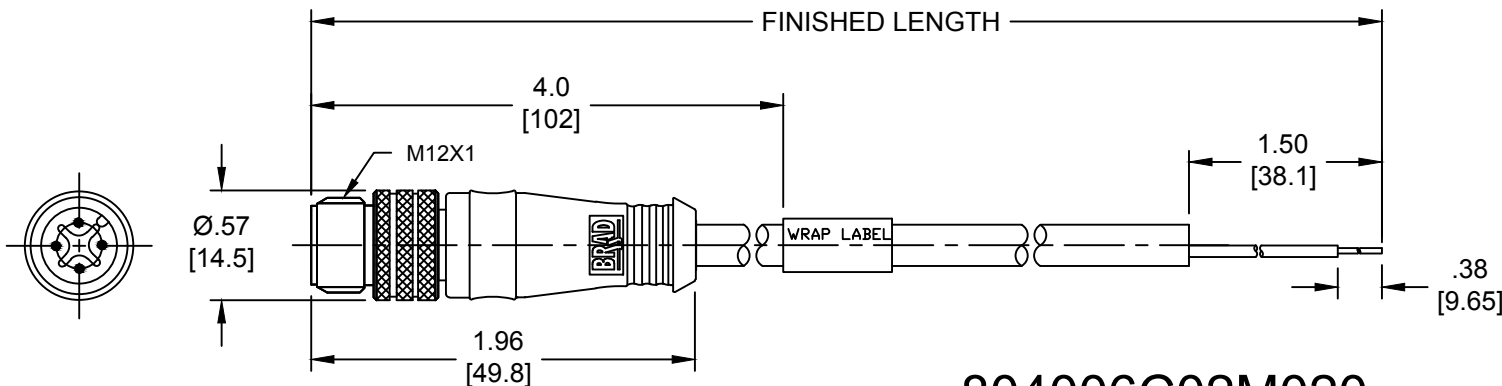
SAP P/N #	ENGINEERING P/N	FINISHED LENGTH
1200651247	803006C02M010	1.0M +56mm-0 (3.28' +2.2"-0)
1200651648	804006C02M020	2.0M +89mm-0 (6.56' +3.5"-0)



1 BROWN
3 BLUE
4 BLACK

1 BROWN
2 WHITE
3 BLUE
4 BLACK

1 BROWN
2 WHITE
3 BLUE
4 BLACK
5 GRAY



804006C02M020

POLE COUNT
3
4
5

WIRE TYPE
#18-4 AWG SJOOW

FINISH LENGTH
M005 = 0.5 Meter
M010 = 1 Meter
M100 = 10 Meter

MECHANICAL

CONTACT : GOLD/NICKEL OVER COPPER ALLOY
 INSERT : BLACK PUR
 COUPLING NUT: TEFLON COAT OVER NICKEL PLATED BRASS
 MOLDED BODY: YELLOW TPE
 CABLE: #18 AWG SJOOW YELLOW
 WRAP LABEL: VINYL BLACK/YELLOW

ELECTRICAL

VOLTAGE RATING: 250V AC/DC
 AMPERAGE: 4A

ENVIRONMENTAL

PROTECTION: IP67 WHEN FULLY MATED
 OPERATION TEMP: -40°C TO 105°C

NOTES

1. DIMENSIONS ARE REFERENCE UNLESS OTHERWISE NOTED

RELEASE EC NO: ICG2017-0844 DRWN: MZIELINS 2017/03/07 CHKD: KCOX01 2017/03/08 APPR: BWOODMAN DESCRIPTION	QUALITY SYMBOLS	GENERAL TOLERANCES (UNLESS SPECIFIED)		DIMENSION STYLE		SCALE	DESIGN UNITS	THIRD ANGLE PROJECTION
	$\nabla = 0$ $\nabla C = 0$	mm	INCH	IN/MM	NTS	INCH		
		4 PLACES ±---	±---	DRAWN BY DATE	TITLE			
		3 PLACES ±---	±---	MZIELINS 2017/03/07	MICRO CHANGE ASSEMBLY			
	2 PLACES ±---	±---	CHECKED BY DATE	4-POLE MALE STRAIGHT				
	1 PLACE ±---	±---	KCOX01 2017/03/08	#18-4 AWG SJOOW				
		ANGULAR ±---	APPROVED BY DATE	MOLEX INCORPORATED				
		DRAFT WHERE APPLICABLE MUST REMAIN WITHIN DIMENSIONS	-----	MATERIAL NO.		DOCUMENT NO.		SHEET NO.
			SIZE A	THIS DRAWING CONTAINS INFORMATION THAT IS PROPRIETARY TO MOLEX INCORPORATED AND SHOULD NOT BE USED WITHOUT WRITTEN PERMISSION				1 OF 1
						SD-120065-112		

6

5

4

3

2

1