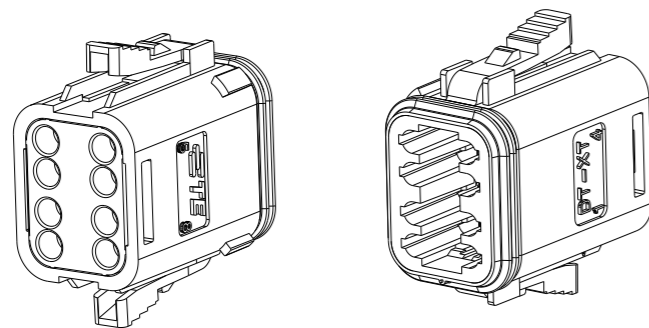
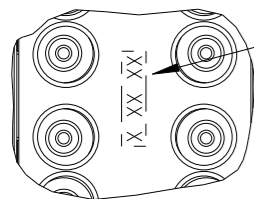
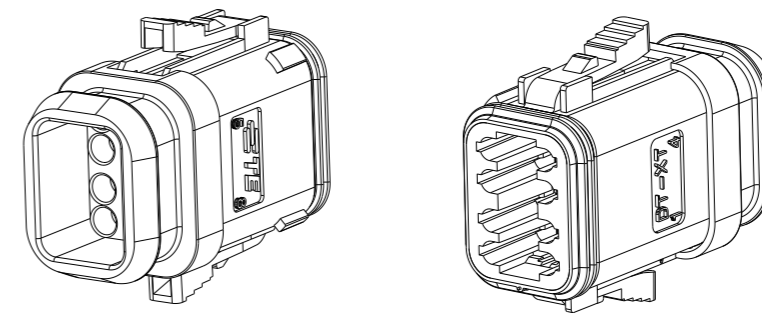


P	LTR	DESCRIPTION	DATE	DWN	APVD
	A	INITIAL RELEASE	12JUN2020	J.S	I.Y
	A1	ECR-20-010349	26JUL2020	J.G	I.Y
	A2	ECR-20-013768	28SEP2020	J.G	I.Y
	A3	ECN-21-113425	17AUG2021	J.G	Z.Z

8CCT PLUG CONNECTOR



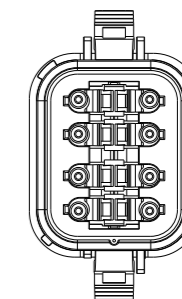
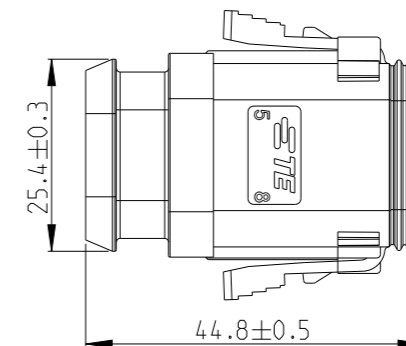
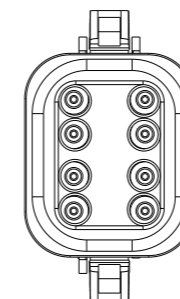
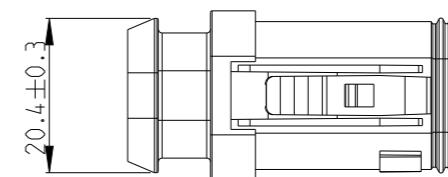
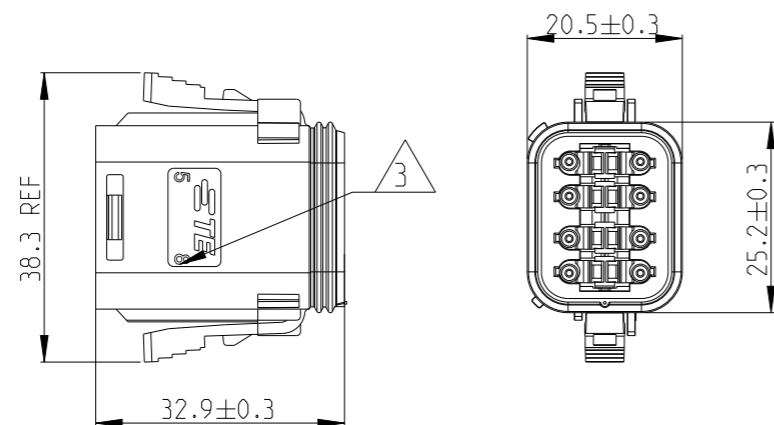
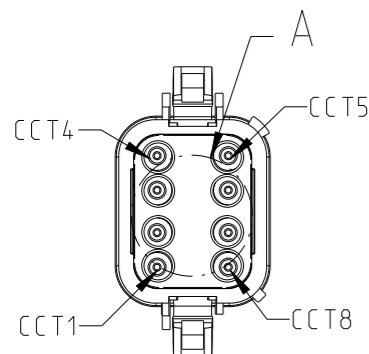
8CCT PLUG CONNECTOR WITH HEATSHRINK HOUSING ULTRASONICALLY WELDED IN PLACE



DATE CODE: X XX XX
 X- DAY: 1- 7
 XX- WEEK: 01 - 52
 XX- YEAR: 00 - 99
 # MACHINE NO. 1

EXAMPLE: 11315 = DAY 1, WEEK 13, YEAR 15
 i.e. 23rd OF MARCH 2015

DETAIL A
 SCALE 2:1



1. THIS PLUG MATES WITH RECEP ASSEMBLY PN X-2600038-X, WEDGE LOCK PN W8S.

2. MATERIAL
 PLUG HOUSING: NYLON GF30, PLUG SEAL: SILICONE RUBBER, RED
 BACK SEAL: SILICONE RUBBER
 BACK COVER: NYLON GF30, BLACK
 HEATSHRINK HOUSING: NYLON GF30, BLACK

3 CIRCUIT IDENTIFICATION

4. JACKET RANGE LARGE = Ø2.23MM TO 3.68MM (SEAL COLOUR: LIGHT BLUE)
 JACKET RANGE SMALL = Ø1.35MM TO 3.05MM (SEAL COLOUR: BURNT ORANGE)

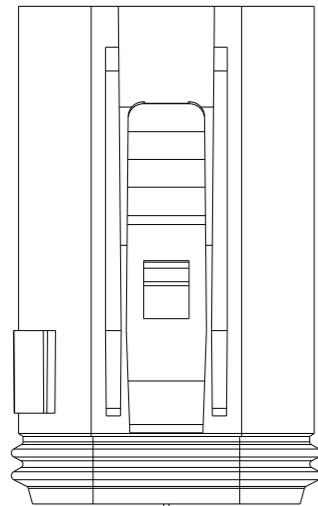
5. SEE SHEET 3 FOR FINAL PART NUMBER DESIGNATION

THIS DRAWING IS A CONTROLLED DOCUMENT.		DWN J. Shang	12JUN2020		
		CHK E. Jiang	12JUN2020		
		APVD I. Yin	12JUN2020		
		PRODUCT SPEC	108-160026		
DIMENSIONS: mm		TOLERANCES UNLESS OTHERWISE SPECIFIED: 0 PLC ± 1 PLC ± 2 PLC ± 3 PLC ± 4 PLC ± ANGLES ±		NAME 8CCT DT-XT CONNECTOR PLUG ASSEMBLY	
		APPLICATION SPEC 114-160017		SIZE	RESTRICTED TO
MATERIAL		WEIGHT		A3	-
-		-		CAGE CODE	DRAWING NO
-		-		00779	©-2600039
CUSTOMER DRAWING				SCALE	SHEET
				1:1	1 OF 3
				REV	A3

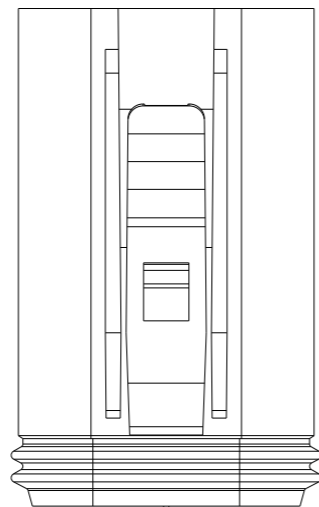
REVISIONS

P	LTR	DESCRIPTION	DATE	DWN	APVD
		SEE SHEET 1			

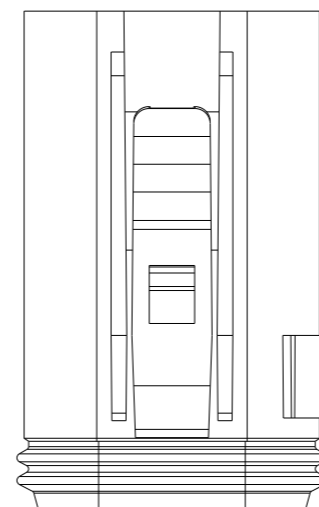
KEYING OPTION A



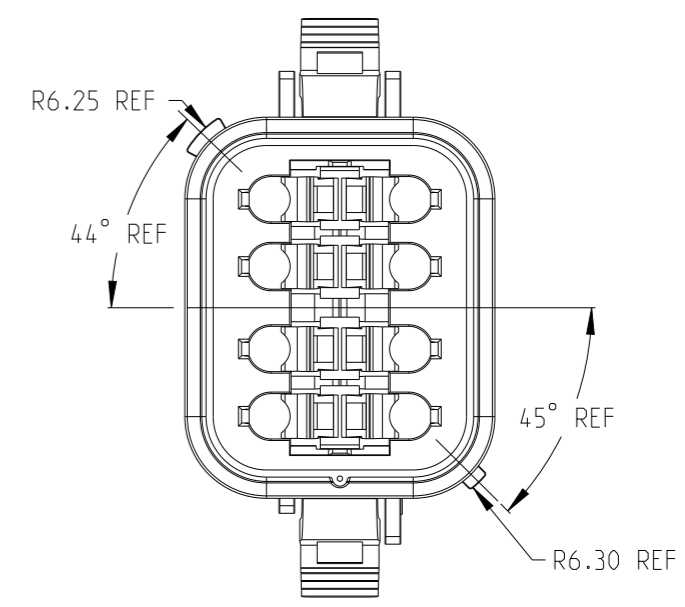
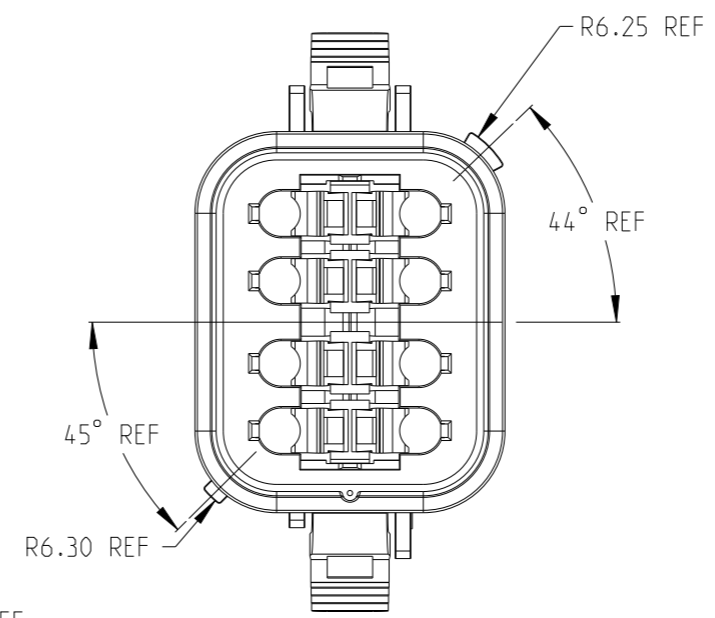
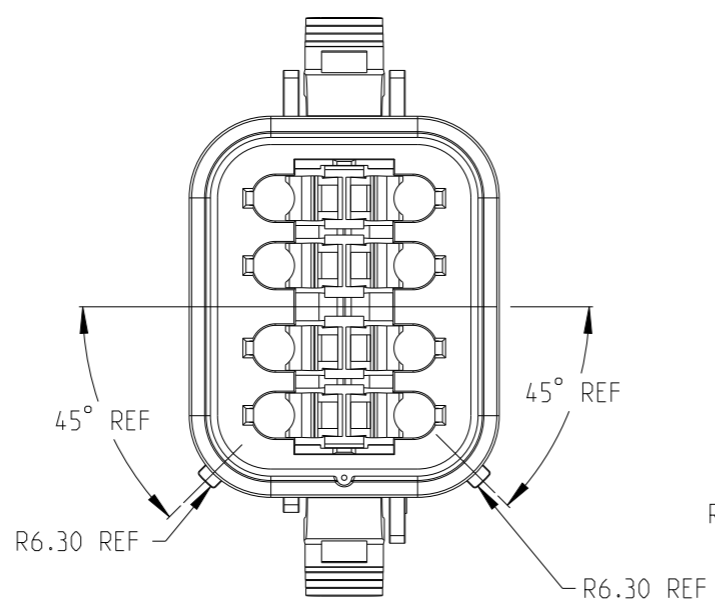
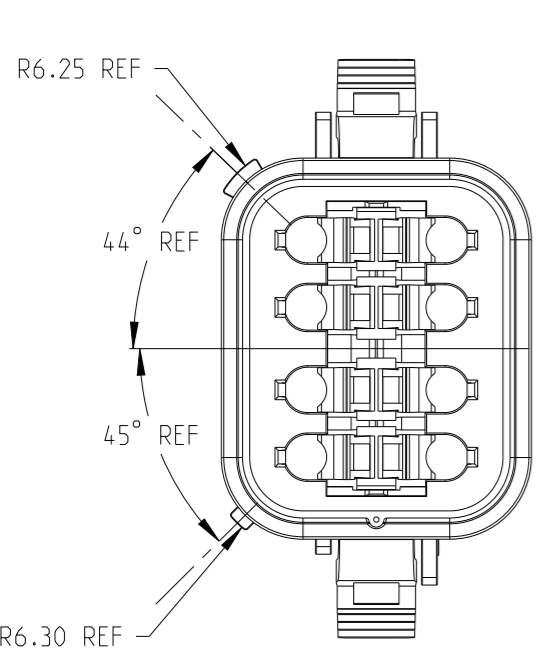
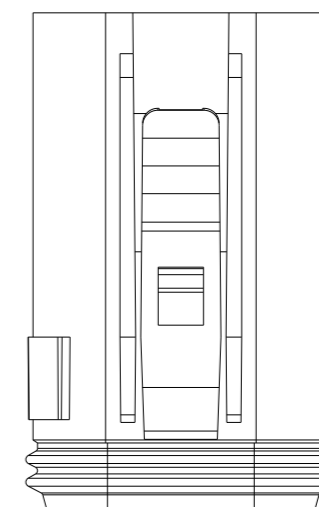
KEYING OPTION B





KEYING OPTION C



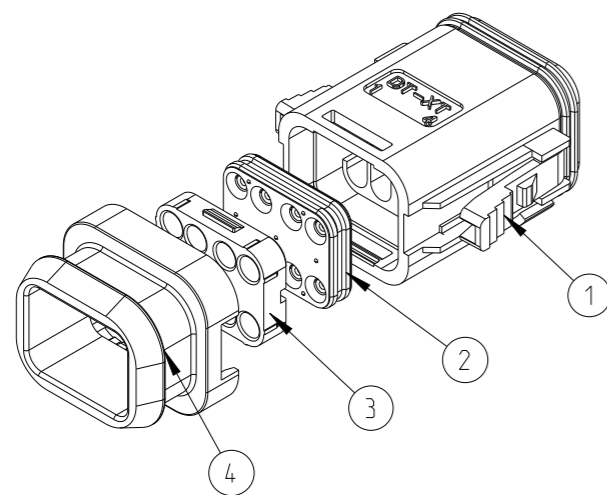
KEYING OPTION D



THIS DRAWING IS A CONTROLLED DOCUMENT.		DWN J. Shang 12 JUN 2020	 TE Connectivity															
DIMENSIONS: mm		CHK E. Jiang 12 JUN 2020																
		APVD L. Yin 12 JUN 2020																
TOLERANCES UNLESS OTHERWISE SPECIFIED:		PRODUCT SPEC 108-160026																
<table border="0"> <tr><td>0 PLC</td><td>±</td></tr> <tr><td>1 PLC</td><td>±</td></tr> <tr><td>2 PLC</td><td>±</td></tr> <tr><td>3 PLC</td><td>±</td></tr> <tr><td>4 PLC</td><td>±</td></tr> <tr><td>ANGLES</td><td>±</td></tr> <tr><td>FINISH</td><td></td></tr> </table>		0 PLC	±	1 PLC	±	2 PLC	±	3 PLC	±	4 PLC	±	ANGLES	±	FINISH		APPLICATION SPEC 114-160017	NAME 8CCT DT-XT CONNECTOR PLUG ASSEMBLY	
0 PLC	±																	
1 PLC	±																	
2 PLC	±																	
3 PLC	±																	
4 PLC	±																	
ANGLES	±																	
FINISH																		
MATERIAL -		WEIGHT -	SIZE A3	CAGE CODE 00779	DRAWING NO C-2600039	RESTRICTED TO -												
		CUSTOMER DRAWING		SCALE 2:1	SHEET 2 OF 3	REV A3												

REVISIONS

P	LTR	DESCRIPTION	DATE	DWN	APVD
		SEE SHEET 1			



QTY.	TE PN	ALIAS PN	REVISION OF EACH ASSY NO.	WEIGHT OF EACH ASSY(g)	KEYING	A	A	B	C	D	BACK SEAL SMALL	BACK SEAL LARGE	BACK COVER	HEATSHRINK HOUSING
2-	-0	934455647	-	15.42						1	1	1	1	
1-	-9	934455633	-	15.42					1	-	1	1	1	
1-	-8	934455621	-	15.42				1	-	-	1	1	1	
1-	-7	934455611	-	15.42					1	-	1	1	1	
1-	-6	934455612	-	15.42						1	1	-	1	
1-	-5	934455547	-	15.42						1	1	-	1	
1-	-4	934455533	-	15.42					1	-	1	-	1	
1-	-3	934455521	-	15.42						1	-	-	1	
1-	-2	934455511	-	15.42						1	-	-	1	
1-	-1	934455512	-	15.42						1	-	-	1	
1-	-0	934455247	-	12.57						1	-	1	1	
-	-9	934455233	-	12.57					1	-	-	1	1	
-	-8	934455221	-	12.57					1	-	-	1	1	
-	-7	934455211	-	12.57					1	-	-	1	1	
-	-6	934455212	-	12.57						1	-	-	1	
-	-5	934455147	-	12.57						1	1	-	1	
-	-4	934455133	-	12.57					1	-	1	-	1	
-	-3	934455121	-	12.57						1	-	-	1	
-	-2	934455111	-	12.57						1	-	-	1	
-	-1	934455112	-	12.57						1	-	-	1	
TE PN	ALIAS PN	REVISION OF EACH ASSY NO.	WEIGHT OF EACH ASSY(g)		KEYING	A	A	B	C	D				
					COLOR	GREY	BLACK	BLACK	GREEN	BROWN	BURNT ORANGE	LIGHT BLUE	BLACK	BLACK
					MATERIAL	NYLON GF30	NYLON GF30	NYLON GF30	NYLON GF30	NYLON GF30	SILICONE RUBBER	SILICONE RUBBER	NYLON GF30	NYLON GF30
					DESCRIPTION	PLUG HOUSING					BACK SEAL SMALL	BACK SEAL LARGE	BACK COVER	HEATSHRINK HOUSING
					ITEM NO	1					2		3	4

THIS DRAWING IS A CONTROLLED DOCUMENT.

DIMENSIONS:	TOLERANCES UNLESS OTHERWISE SPECIFIED:
mm	
	0 PLC ±
	1 PLC ±
	2 PLC ±
	3 PLC ±
	4 PLC ±
	ANGLES ±
MATERIAL	FINISH
-	-
-	-

DWN	J. Shang	12 JUN 2020
CHK	E. Jiang	12 JUN 2020
APVD	L. Yin	12 JUN 2020
PRODUCT SPEC	108-160026	
APPLICATION SPEC	114-160017	
WEIGHT	-	
CUSTOMER DRAWING		

TE TE Connectivity

NAME: 8CCT DT-XT CONNECTOR PLUG ASSEMBLY

SIZE	CAGE CODE	DRAWING NO	RESTRICTED TO
A3	00779	©=2600039	-

SCALE: 1:1 SHEET: 3 OF 3 REV: A3