

1934229-1 ✓ ACTIVE

Z-PACK | Z-PACK TinMan


TE Internal #: 1934229-1

High Speed Backplane Connectors, 144 Position, Mating Alignment, Guide Slot Mating Alignment Type, 9 Row, 16 Column, Z-PACK TinMan

[View on TE.com >](#)



Connectors > PCB Connectors > Backplane Connectors > High Speed Backplane Connectors



Connector System: **Board-to-Board**

Number of Positions: **144**

Row-to-Row Spacing: **1.4 mm [.055 in]**

Mating Alignment: **With**

Mating Alignment Type: **Guide Slot**

Features

Product Type Features

Signal Arrangement	Differential
Connector System	Board-to-Board
PCB Connector Assembly Type	PCB Mount Receptacle
Shroud Style	Unshrouded
Connector & Contact Terminates To	Printed Circuit Board

Configuration Features

Pairs per Column	3
Number of Pairs	48
Stackable	No
Number of Signal Positions	96
Backplane Architecture	Traditional Backplane
Number of Positions	144
Number of Rows	9
Number of Columns	16



PCB Mount Orientation	Right Angle
-----------------------	-------------

Electrical Characteristics

Impedance	100 Ω
Operating Voltage	250 VAC

Signal Characteristics

Differential Impedance	100 Ω
Number of Differential Pairs per Column	3
Data Rate	10 Gb/s

Body Features

Shield Material	Phosphor Bronze
Primary Product Color	Black

Contact Features

PCB Contact Termination Area Plating Material Thickness	.5 μm [20 μin]
Contact Type	Receptacle
Contact Mating Area Plating Material	Gold
PCB Contact Termination Area Plating Material Finish	Matte
Contact Shape & Form	Dual Beam
PCB Contact Termination Area Plating Material	Tin
Contact Base Material	Phosphor Bronze
Contact Current Rating (Max)	.5 A

Termination Features

Termination Post & Tail Length	2.2 mm[.087 in]
Termination Method to Printed Circuit Board	Through Hole - Press-Fit

Mechanical Attachment

Guide Hardware	Without
Mating Retention	Without
PCB Mount Alignment	Without
PCB Mount Retention	With
PCB Mount Retention Type	Action/Compliant Tail
Mating Alignment	With
Mating Alignment Type	Guide Slot
Connector Mounting Type	Board Mount



Housing Features

Number of Shrouded Sides	0
End Wall Location	None
Housing Material	LCP (Liquid Crystal Polymer)
Centerline (Pitch)	1.9 mm[.075 in]

Dimensions

Connector Length	30.55 mm
Connector Height	16 mm
Connector Width	23.41 mm
PCB Thickness (Recommended)	1.57 mm[.062 in]
PCB Hole Diameter	.47 mm
Row-to-Row Spacing	1.4 mm[.055 in]

Usage Conditions

Operating Temperature Range	-65 – 90 °C[-85 – 194 °F]
-----------------------------	---------------------------

Operation/Application

Circuit Application	Signal
---------------------	--------

Industry Standards

Agency/Standard	UL
Approved Standards	UL E28476
UL Flammability Rating	UL 94V-0

Packaging Features

Packaging Method	Box & Tube, Tube
------------------	------------------

Product Compliance

[For compliance documentation, visit the product page on TE.com>](#)

EU RoHS Directive 2011/65/EU	Compliant
EU ELV Directive 2000/53/EC	Compliant
China RoHS 2 Directive MIIT Order No 32, 2016	No Restricted Materials Above Threshold
EU REACH Regulation (EC) No. 1907/2006	Current ECHA Candidate List: JUNE 2023 (235) Candidate List Declared Against: JUNE 2023 (235) Does not contain REACH SVHC
Halogen Content	Low Halogen - Br, Cl, F, I < 900 ppm per



homogenous material. Also BFR/CFR/PVC Free

Solder Process Capability

Not applicable for solder process capability


Product Compliance Disclaimer

This information is provided based on reasonable inquiry of our suppliers and represents our current actual knowledge based on the information they provided. This information is subject to change. The part numbers that TE has identified as EU RoHS compliant have a maximum concentration of 0.1% by weight in homogenous materials for lead, hexavalent chromium, mercury, PBB, PBDE, DBP, BBP, DEHP, DIBP, and 0.01% for cadmium, or qualify for an exemption to these limits as defined in the Annexes of Directive 2011/65/EU (RoHS2). Finished electrical and electronic equipment products will be CE marked as required by Directive 2011/65/EU. Components may not be CE marked. Additionally, the part numbers that TE has identified as EU ELV compliant have a maximum concentration of 0.1% by weight in homogenous materials for lead, hexavalent chromium, and mercury, and 0.01% for cadmium, or qualify for an exemption to these limits as defined in the Annexes of Directive 2000/53/EC (ELV). Regarding the REACH Regulation, the information TE provides on SVHC in articles for this part number is based on the latest European Chemicals Agency (ECHA) 'Guidance on requirements for substances in articles' posted at this URL: <https://echa.europa.eu/guidance-documents/guidance-on-reach>

Compatible Parts



TE Part # 1934346-1
Tin Man Header Assy 3x16 Double




TE Part # 1934345-1
Tin Man Header Assy 3x16 Right




TE Part # 1934340-1
Tin Man Assy 3x10Left




TE Part # 1934356-1
TinMan R/A Header Assy 3x16 do



TE Part # 1934344-1
Tin Man Header Assy 3x16 Left



TE Part # 1934339-1
TinMan Header Assy 3x10 Open




TE Part # 1934343-1
Tin Man Header Assy 3x16 Open




TE Part # 1934355-1
TinMan R/A Header Assy 3x16 Open

Also in the Series | Z-PACK TinMan




High Speed Backplane Connectors(65)



Insertion & Extraction Tools(2)

Customers Also Bought



TE Part #281739-3
HEADER HE14 STRAIGHT 2X3 P



TE Part #1367073-1
20 POS SMT CONN, SFP, 15AU



TE Part #1735446-6
2MM PITCH HPI POST HEADER,
VERTICAL, 6P



TE Part #749087-2
50SR SCREWLOCK KIT,FEMALE



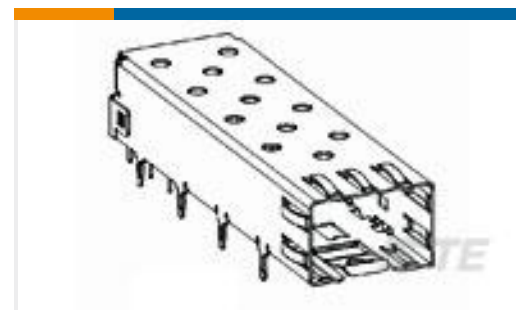
TE Part #3-5338556-1
8/8 MOD JACK ASSY SE



TE Part #1982295-2
ELCON MINI 2P RA HEADER,W/O
CODING



TE Part #5223955-2
TE UPM Ver Receptacle 3P STD Power



TE Part #2227302-1
CAGE ASSY, PRESS FIT, SFP

Documents

Product Drawings

[Tin Man Recpt Assy 3 Pair16 Column](#)

English

CAD Files

Customer View Model

[ENG_CVM_CVM_1934229-1_B.2d_dxf.zip](#)

English

3D PDF

3D

Customer View Model

[ENG_CVM_CVM_1934229-1_B.3d_igs.zip](#)

English

Customer View Model

[ENG_CVM_CVM_1934229-1_B.3d_stp.zip](#)

English

By downloading the CAD file I accept and agree to the [Terms and Conditions](#) of use.

Datasheets & Catalog Pages

[High Speed Backplane Connectors catalog - Z-PACK TinMan High Speed, High Density Backplane Connector](#)

English

[Solutions for AdvancedTCA, AdvancedTCA 300, MicroTCA, and AdvancedMC Standards Datasheet 3-1773445-8](#)

English

[Z-PACK TinMan High Speed High Density Backplane Connector Catalog 5-1773447-9](#)

English

Product Specifications



Application Specification

English