

XCSLE2525512

Safety switch, Telemecanique Safety switches XCS, plastic XCSLE, 2NC+2 NO, slow break, 3 entries tapped M20, 24 V



Main

Range of Product	Telemecanique Safety switches XCS
Product or Component Type	Safety switch
Component name	XCSLE
Design	Slim
Material	Plastic
Head type	Key operated turret head
Contacts type and composition	1 NC + 1 NO
Contact operation	Slow-break, break before make
Solenoid contacts type and composition	1 NC + 1 NO slow-break, break before make)
Cable entry	3 entries tapped M20 x 1.5
Electromagnet interlocking	Locking on energisation and unlocking on de-energisation of solenoid
[Us] solenoid rate of supply voltage	24 V
Cable outer diameter	0.28...0.51 in (7...13 mm)
Electrical connection	Spring terminal 1 x 1.5 mm ² flexible or solid cable Spring terminal 2 x 0.5 mm ² flexible cables with 13 mm bared ends
Number of poles	2
Locking options description	With interlocking, locking by solenoid
Local signalling	For actuator withdrawn 1 LED (orange) For actuator inserted and locked 1 LED (green)
Signalling circuit voltage	24 V

Complementary

Insulation	Double insulated
Positive opening	With NC contact
Supply voltage type	AC/DC
Supply frequency	50/60 Hz
Load factor	1
Signalling circuit type	AC/DC
Mechanical durability	1000000 cycles
Minimum actuation speed	0.03 ft/s (0.01 m/s)
Maximum actuation speed	1.64 ft/s (0.5 m/s)
[Ie] rated operational current	0.55 A 24 V, DC-13, R300 EN/IEC 60947-5-1 0.75 A 240 V, AC-15, C300 EN/IEC 60947-5-1
[Ithe] conventional enclosed thermal current	4 A
Maximum load current	<= 15 A
[Ui] rated insulation voltage	300 VUL 508 300 VCSA C22.2 No 14 250 V 3)EN/IEC 60947-1
[Uimp] rated impulse withstand voltage	4 kV EN/IEC 60947-5-1
Minimum switching current	10 mA at 20 °C
Minimum switching voltage	17 V

Short-circuit protection	4 A cartridge fuse gG (gl) 6 A fast blow
Maximum actuator forcible withdrawal rtc	1400 N
Minimum actuator force for extraction	20 N
Resistance to mechanical impact	1.2 J against the partition 4.9 J without partition
Maximum operating rate	10 cyc/mn for maximum durability
Safety level	Can reach category 4 with the appropriate monitoring system and correctly wired EN/ISO 13849-1 Can reach PL = e with the appropriate monitoring system and correctly wired EN/ISO 13849-1 Can reach SIL 3 EN/IEC 61508
Safety reliability data	B10d = 5500000 value given for a life time of 20 years limited by mechanical or contact wear
Body Material	PA (polyamide)
Head material	PA (polyamide)
Depth	2.01 in (51 mm)
Height	8.07 in (205 mm)
Width	1.73 in (44 mm)
Net Weight	1.17 lb(US) (0.53 kg)

Environment

Standards	EN 1088/ISO 14119 EN/ISO 13849-1 EN/IEC 60204-1 UL 508 CSA C22.2 No 14 EN/IEC 62061 EN/IEC 60947-5-1
Product Certifications	CSA UL TÜV
Protective treatment	TC
Ambient Air Temperature for Operation	-13...140 °F (-25...60 °C)
Ambient Air Temperature for Storage	-40...158 °F (-40...70 °C)
Vibration resistance	5 gn 10...500 Hz)IEC 60068-2-6
Shock resistance	10 gn 11 ms IEC 60068-2-27
Electrical shock protection class	Class II EN/IEC 61140
IP degree of protection	IP66 conforming to EN/IEC 60529 and EN/IEC 60947-5-1 IP67

Ordering and shipping details






Category	22411-LIMIT SWITCHES,IEC,XCKJ
Discount Schedule	T
GTIN	3606489413668
Nbr. of units in pkg.	1
Package weight(Lbs)	22.22 oz (630.0 g)
Returnability	No
Country of origin	ID

Packing Units

Unit Type of Package 1	PCE
Package 1 Height	2.24 in (5.7 cm)
Package 1 width	2.95 in (7.5 cm)
Package 1 Length	9.06 in (23 cm)
Unit Type of Package 2	PAL
Number of Units in Package 2	128
Package 2 Weight	222.23 lb(US) (100.8 kg)
Package 2 Height	23.62 in (60 cm)
Package 2 width	31.50 in (80 cm)

Package 2 Length	50.39 in (128 cm)
Unit Type of Package 3	S02
Number of Units in Package 3	8
Package 3 Weight	12.52 lb(US) (5.678 kg)
Package 3 Height	5.91 in (15 cm)
Package 3 width	11.81 in (30 cm)
Package 3 Length	15.75 in (40 cm)

Offer Sustainability

Sustainable offer status	Green Premium product
California proposition 65	WARNING: This product can expose you to chemicals including: Diisononyl phthalate (DINP), which is known to the State of California to cause cancer, and Di-isodecyl phthalate (DIDP), which is known to the State of California to cause birth defects or other reproductive harm. For more information go to www.P65Warnings.ca.gov
REACH Regulation	 REACH Declaration
EU RoHS Directive	Pro-active compliance (Product out of EU RoHS legal scope)  EU RoHS Declaration
Mercury free	Yes
RoHS exemption information	 Yes
Environmental Disclosure	 Product Environmental Profile
Circularity Profile	 End Of Life Information

Contractual warranty

Warranty	18 months
----------	-----------